

Uniclass Pr_35_90_31 Pr_35_90_43_02 / 59 / 64
CI/SfB (43) + (44) X

STAIR EDGINGS & FLOOR TRIMS

THE WIDEST CHOICE OF SOLUTIONS



GRADUS

GRADUS

Our products are installed in prestigious buildings in both UK and International markets. With customers ranging from designers & architects to contractors and building owners and with clients such as Marks & Spencer, Virgin and BMW you can trust Gradus to provide products that work.



The Gherkin, London, England



Wembley Stadium, London, England



Hong Kong International Airport



Marina Bay Sands Resort, Singapore



Royal Caribbean Cruise Ship



The Christie, Manchester, England



Burj Al Arab, Dubai, UAE



Eiffel Tower, Paris, France

Contents

NEW	Product Update	2	Section 3: Specialist LED Lighting Systems	
	Why Gradus	4	LED Lighting Systems	152
	Sustainability		Control Equipment	153
	Our Commitment to the Planet	8	LED Step Lighting	154
	The Benefits of PVC	10	LED Architectural Lighting	158
	Recycling: Part of our DNA	11	LED Aisle & Floor Lighting	162
	Fundamentals	12	LED Continuity Linear Lighting	166
	Gradus Website	16	LED Wall Lighting	167
	Section 1: Stair Edgings & Complementary Trims		LED Step Row Indicator	168
	Guide to Stair Edgings	20	Section 4: Skirtings, Capping Strips & Accessories	
	Stair Edging Colours	26	Guide to Skirtings	172
	XT Stair Edgings	30	Colour Options	173
	Traditional Stair Edgings	46	Pvc Skirtings	174
	Elite Stair Edgings	64	Capping Strips & Cove Formers	180
	Trans-Edge - Stair Edgings & Floor Systems ...	70	Stratum Skirtings - Pvc	184
	Flexible pvc Stair Edgings	74	Metal Skirtings	186
	Guide to Stair Trims & Welded Corners	76	Section 5: Associated Products for Stairs & Floors	
	Section 2: Transition Strips		Stairtile - Slip-Resistant Flooring	192
	Flooring Solutions for Luxury Vinyl Tile (LVT) ...	86	Cable Ducts - Cable Management	194
	Transition Strip Colours	88	Safety Track - Slip-Resistant Finish	196
	Luxury Trim System	90	Section 6: Appendix	
	MTS Multi-Trim System	93	The Gradus Guarantee	198
	Clip-Top	96	Testing	198
	Clip-Top fx	100	Cleaning & Maintenance	199
	Design Clip	104	Specification Guidelines	199
	PPS System	106	See through their eyes	206
	Mono-Clip System	108	Product Index	208
	Trans-Edge - Trims	110		
	Matwell Frames	112		
	Specialist Floor Trims	114		


NEW Profiles, colours and finishes available.
Look for the symbol within the brochure.



NEW

XT™ Bronze Stair Edgings


The introduction of our new XT Bronze profiles and metal castellated inserts offer premium finishes for commercial applications including hospitality, leisure, retail, commercial office and premium residential. Suitable for interior heavy traffic applications.



XT Bronze Profiles, Inserts & Accessories

- > Choice of 14 profiles
- > Combine with Interior, Xtra-grip or our new XT metal castellated insert
- > Welded corners and nap trims also available in matching finishes

See pages 32-35



Finishes



Polished Bronze



Satin Bronze

NEW

XT™ Aluminium Stair Edgings

XT Aluminium profiles are also offered in a choice of premium finishes for use in hospitality, leisure, retail, commercial office, premium residential and other prestigious interior applications.

- > Choice of 26 profiles in 7 finishes
- > New metal castellated inserts, welded corners & nap trims also available in matching finishes

See pages 36-41



Finishes



Aluminium



Polished Chrome



Satin Chrome



Brushed Stainless Steel



Antique Brass



Antique Bronze



Black Anodised

NEW

Insert Colours

- > 3 Interior Standard Finish
- > 9 Xtra-grip
- > 2 Xtra-grip Plus
- > New metal castellated inserts

See pages 28-29




NEW

Traditional Aluminium Stair Edgings

- > 7 additional wide channel profiles
- > Features square, rake back and bullnose designs in a variety of gauge options

See pages 48, 49, 50 & 54



Why Gradus

Gradus is the market leader in contract flooring accessories and offers the widest choice in product solutions for stairs and floors.

All our products are designed to ensure the correct balance between safety, performance and aesthetics and are suitable for a wide variety of contract applications.





Gradus Springbank - Manufacturing plant for our Accessories products
Macclesfield Cheshire UK



Quality

- > 10 year warranty against manufacturing defects under normal use and service, subject to materials being installed and maintained to our recommendations. Additional terms & conditions apply – details available upon request. Look out for products that carry the 10 year warranty.
- > ISO 9001 Quality Management accredited company.
- > ISO 45001 Occupational Health & Safety.

Service

- > **Distribution Network** – We deliver to the majority of distributors using our own fleet of trucks, ensuring we provide a service which is reliable and on time.
- > **Measuring Service** – Take the hassle out of the job and let Gradus provide accurate stair edging measures, saving you time and money. Our team of trained surveyors are on hand to provide a FREE stair edging measure (UK mainland only).
- > **Fabrications** – When projects aren't straightforward, we can help customise many of our products to ensure a solution that fits.
- > **FREE Samples** – Call Gradus or build a design board online and get all the samples you need. We aim to despatch within 24 hours.

Design

- > **Safety** – Products are developed with safety at the forefront of design. All stair edgings and floor trims effectively contribute to a reduction in slip and trip accidents.
- > **Performance** – Extensive research and testing to ensure durability and appearance retention throughout a product's life.
- > **Aesthetics** – A variety of colours and finishes ensure harmonisation with interior designs and allow visual contrast to be achieved where relevant.
- > In-house product design and development.
- > We have a firm set of environmental objectives allowing us to focus on raw material selection, legislation, waste reduction, training and recycling. See pages 8-11.



Why Gradus

Gradus is the largest UK manufacturer of Stair Edgings & Floor Trims. Gradus controls the design of profiles from initial concept through to finished product, including specialist CAD design and the manufacture of tooling. This ensures that quality is maintained and provides customers with an efficient, flexible and fast service.



RIBA assessed CPD seminars



Knowledge

> **RIBA Assessed CPD Seminars** – Gradus is one of the original members of the RIBA CPD Providers Network and currently offers a full range of RIBA assessed and approved CPD seminars covering specification, legislation, safety, performance and aesthetics:


- The Specification & Design Considerations of Stair Edgings
- The Specification & Design Considerations of Barrier Matting Systems
- The Specification & Design Considerations of Wall, Corner & Door Protection Systems

All seminars are part of the RIBA core curriculum syllabus and earn double CPD points for those attending the seminars. For further information contact Gradus Technical Support on 01625 428922 or use the Contact Us form on our website.

> **Food for Thought** – An informal opportunity for Gradus to bring an exhibition of products directly to you. Flexible and informative, they can be arranged at a date and time to suit you.

- > **NBS Source Partner** – Find, select and specify Gradus products with ease using NBS Source. Product data is available in a standardised NBS specification format for all products, accompanied by literature downloads, case studies and 3D digital objects for selected products.
- > **Technical Support** – A dedicated team is on hand to assist with product selection, sampling and much more. Call today on 01625 428922.
- > **Trained Specification Consultants** – A network of Gradus specification consultants are located across the UK and Ireland to support with new and ongoing projects.
- > **Member of the Contract Flooring Association (CFA)** – Gradus supports the work of the CFA, an established and well-respected industry body, representing the contract flooring sector in the UK.
- > **DSDC Accreditation** – The Dementia Services Development Centre have undertaken a review of some product ranges contained within this document, and have rated their design and usability within a dementia-inclusive environment. Look out for the DSDC logo throughout this brochure or refer to pages 206-207 for more details.





Our Commitment to the Planet

Our values guide our actions

In every aspect of our activities, we take responsibility for the environment and pledge to meet our present business needs without compromising our long-term future environment.

Protecting buildings

Stair Edgings & Floor Trims prevent damage to floorcoverings caused by everyday wear and tear. This can extend the lifespan of floors and reduce the frequency of repairs. Lower amounts of repair and maintenance could result in a reduction in operational carbon emissions for many businesses.

Frequent repairs are often time consuming, costly, and disruptive, especially where floorcoverings need to be removed or replaced. Any repairs are also likely to require the use of extra resources such as adhesives.

2025 GOALS



20%

reduction in
carbon emissions
(Scope 1&2)

Limit our water consumption

In the interests of resource management, we set up actions to reduce our water consumption. This includes the setting of efficient closed-circuit cooling systems.

Water Usage

Our closed loop water system installed on all our extrusion production lines saves approximately 495,000 litres of water per year.

WATER USAGE



94%

less water used
on extrusion lines
(495,000 litres per year)





The Benefits of PVC

What is it?

PVC, or Polyvinyl Chloride to give it its full title, is a thermoplastic. It is made up from two starting materials – salt (57%) and natural gas or oil (43%). Salt is one of the world's most abundant resources. Over 50 quadrillion tonnes of salt exist dissolved in the oceans and over 200 billion tonnes are available underground. In addition, PVC uses less fossil fuels than all other commodity plastics.

Safe & Trusted

PVC is an inert, non-toxic polymer and as such is one of the few materials that is trusted for use in the storage of live human blood cells for products such as blood bags and blood tubing. In the event of a fire, PVC is flame retardant due to the high chlorine content. If removed from the fire it will self-extinguish.

Energy Consumption

PVC consumes less non-renewable primary energy resources (e.g. gas & oil) than ALL other commodity plastics including PCs (Polycarbonates), PEs (Polyethylene) and PETGs (Polyethylene Terephthalates Glycol-modified).

Recyclable

PVC can be recycled typically 6-7 times within its lifetime. Gradus PVC-u components contain up to 100% recycled content and all surplus Gradus rigid PVC waste is granulated and sold on to third parties for use in the manufacture of products such as traffic cones and coat hangers. Start-up scrap is taken for reprocessing to be used in the construction industry e.g. roadways.

2025 GOALS



100%

to retain 100% REACH compliance across all our suppliers



Recycling: Part of our DNA

Reduction in General Waste / Waste Management

All the Gradus waste streams are removed by Registered Waste Carriers. Dry Mixed Recycling (paper, cardboard, polythene, cans etc) collection points have been set up across all sites. This cleaner waste material is diverted from landfill.

Wooden pallet usage has been reduced from 15,215 in 2017 to 10,310 in 2021 which equals to a 32% reduction. A simple but effective initiative of reusing unwanted supplier pallets from our carpet manufacturing facility for customer orders in our Matting department has massively impacted this reduction.

All our non-recyclable waste is diverted from landfill by Biffa Ltd, Alwin Ltd and Elsa Waste Ltd and sent for incineration. Overall Gradus has reduced skip removal by 75% with a focus on recycling rather than landfill.



PVC waste reduction

- > **22%** reduction in overall waste created from production of PVC components or products
- > **1,375 tons** of process waste reused since 2012
- > **10%** increase in processed waste being reused in the extrusion process between 2020 and 2021
- > **151,150 Kgs** of PVC waste recycled into reusable pellets for Gradus production or new 3rd party products such as traffic cones

Aluminium waste reduction

- > **12%** reduction in overall waste created from production of aluminium components or products
- > **254 tons** of aluminium recycled since 2012
- > **14%** increase in aluminium recycled between 2020 and 2021
- > **16%** reduction in contaminated aluminium since 2012 making recycling easier
- > **75%** is the average amount of recycled material that the aluminium we purchase contains


RECYCLING



Gradus makes every effort to conserve the use of materials and minimise the quantity of waste generated. We maximise the recycling ability of all waste materials that we generate. We also take into consideration the environmental impacts of new product development processes and new products are developed with recyclability as a key factor.

Gerflor[®]
theflooringgroup

GRADUS
A Gerflor company



FUNDAMENTALS

A FUSION OF PRODUCTS & VALUES

Gerflor and Gradus offer products which are ideal for use in a wide variety of applications including healthcare, commercial office, education, retail, hospitality & leisure and housing. Products can be combined to provide a complete package that balances performance, aesthetics and cost alongside environmentally responsible manufacturing processes.

A FRESH APPROACH



We believe passionately in providing the customer with the very best in terms of service. Through our combined team we can offer expert advice to help with product selection backed up with extensive UK stocks to ensure our products are delivered on-time, every-time.

A NEW LEVEL
OF INNOVATION,
QUALITY, SERVICE
& TEAMWORK



STAIR EDGINGS
FLOOR TRIMS
MATTING
WALL PROTECTION
LIGHTING

NEXT DAY SERVICE
PRODUCT EXPERTISE
WARRANTY
SUSTAINABILITY





CREATION LVT
TARASAFE
TARAFLEX
TECHNICAL TILES
CARPETS



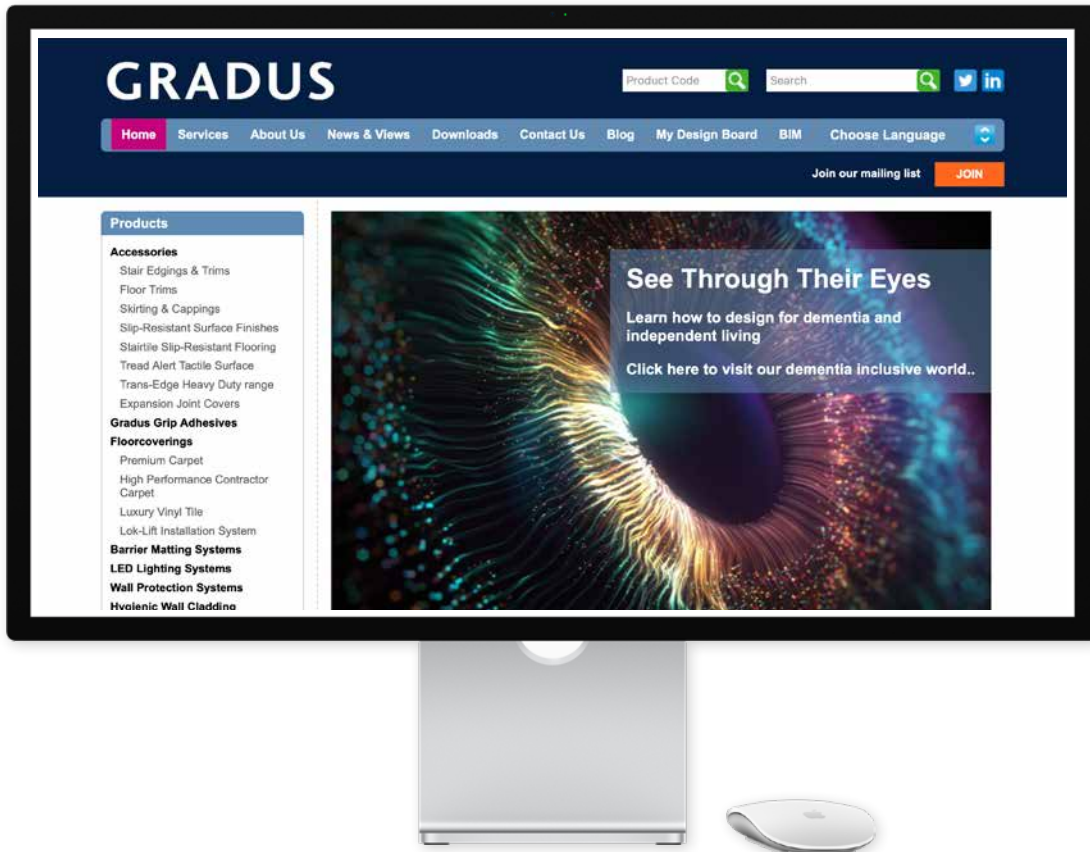
HOUSING
RETAIL
HOSPITALITY
TRANSPORT



EDUCATION
HEALTHCARE
COMMERCIAL OFFICE
SPORTS

Gradus Website

Our website is packed with useful information and documentation, intended to make the product selection and specification of our products easier.



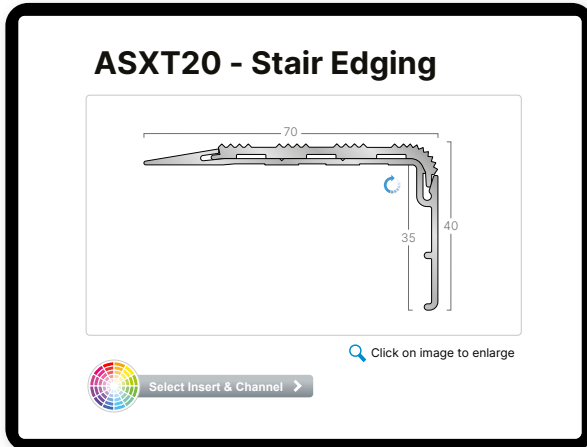
1

Information

The Gradus website features a host of informative tools and documents including:

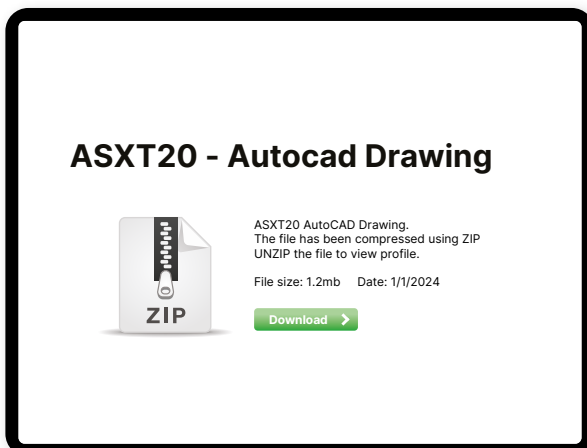
- > Latest News, Product Launches & Blogs
- > Details about Additional Services we offer
- > The Gradus Knowledge & Product Sector guides
- > Gradus UK Distributor List

☎ 01625 428922 @ email@gradus.com



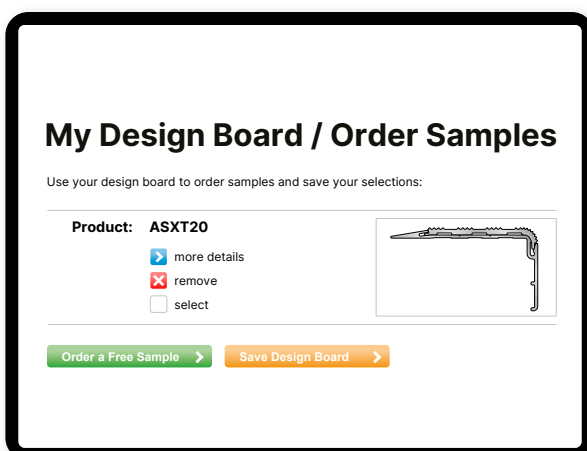
2 Products

Discover solutions from the wider Gradus portfolio spanning across stair edgings, floor trims, carpets, barrier matting, wall protection and LED lighting systems. Don't forget to look out for our advanced stair edgings search tool.




3 Downloads

Access the full suite of Gradus brochures and supporting documents including AutoCAD drawings, product data sheets, cleaning & maintenance instructions, installation guidelines and health & safety data sheets.



4 Free Samples

Samples of our products are readily available on request and we aim to despatch your order within 24 hours.



Section 1

Stair Edgings & Complementary Trims

Providing the most extensive range in the UK, Gradus stair edgings can help reduce accidents on stairs as well as helping to provide an inclusive environment giving access to all building users.

Why use a stair edging?

- ✓ **Reduce accidents on stairs by:**

 - Providing slip-resistance at the edge of the step

 - Providing a visual contrast to highlight the edge of the step

- ✓ **Protect the step edge and surrounding floorcoverings**

- ✓ **Reduce maintenance costs**

- ✓ **Improve the aesthetics of a building**

- ✓ **Comply with the guidance in**

 - Approved Documents K and M of The Building Regulations 2010, BS 8300-2:2018, BS 9266:2013 and BS 5395-1:2010 in line with the Equality Act 2010

Follow our 3 step guide to selecting the correct stair edging, see pages 21-25



Step 1


Choose the right stair edging and fixing method for the step

Specification Guidelines

BS 8300-2:2018 refers to research undertaken by BRE. This research shows that if the depth of the tread is less than 300mm the risk of an overstep is increased. A stair nosing that **wraps around the riser** will reduce this risk by increasing the slip-resistance at the step edge.

Gradus stair nosings offer a wide range of profiles that satisfy all the latest building standards and guidelines and accommodate a wide range of floorcoverings.

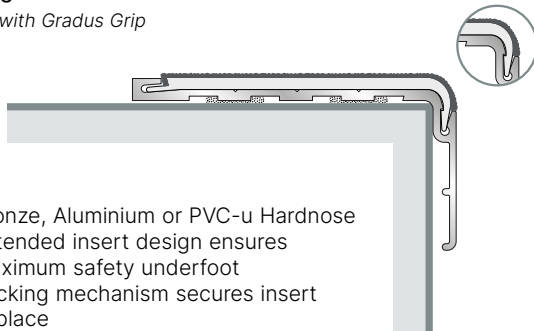
Don't take the risk!



Types of Stair Nosing

XT range

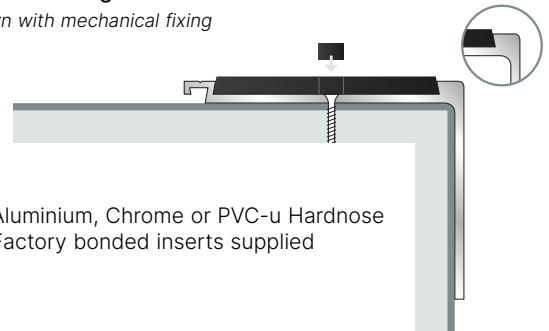
Shown with Gradus Grip



- > Bronze, Aluminium or PVC-u Hardnose
- > Extended insert design ensures maximum safety underfoot
- > Locking mechanism secures insert in place

Traditional range

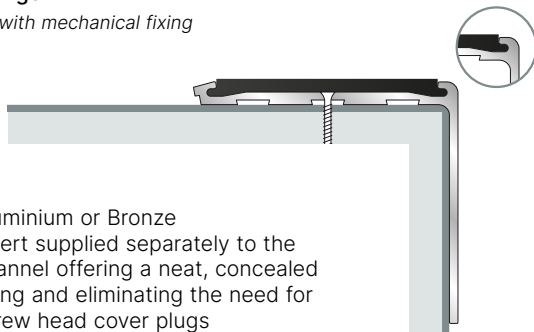
Shown with mechanical fixing



- > Aluminium, Chrome or PVC-u Hardnose
- > Factory bonded inserts supplied

Elite range

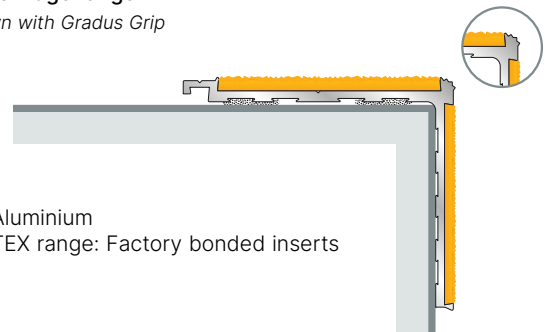
Shown with mechanical fixing



- > Aluminium or Bronze
- > Insert supplied separately to the channel offering a neat, concealed fixing and eliminating the need for screw head cover plugs
- > Mechanical lock for insert

Trans-Edge range

Shown with Gradus Grip



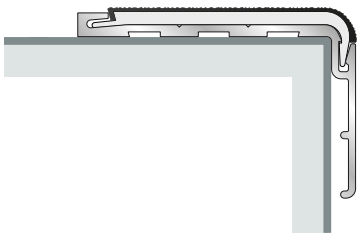
- > Aluminium
- > TEX range: Factory bonded inserts

Step 1

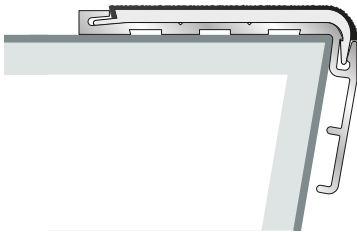
Choose the right stair edging and fixing method for the step

Shape of Step

Select the correct stair nosing for the shape of the step – this should be a tight fit to the step to ensure that the profile does not lift or rock during use. There are four main stair nosing shapes to choose from (see below). Kinked face profiles can be used on square and some rake back stairs.



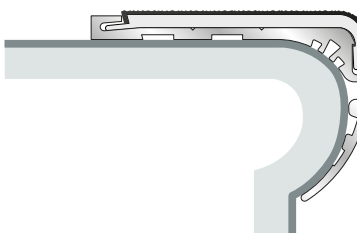
Square



Rake Back



Kinked Face



Bullnose

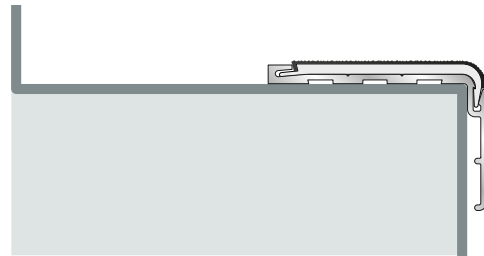
Tread (going)

The depth of the tread (going) will also have an influence on the stair nosing selected. A study conducted by BRE found that slips on stairs are often as a result of an overstep, especially on narrow treads (less than 300mm). To help reduce the risk of slips in an overstep situation, the **XT stair nosing range incorporates a slip-resistant insert that extends around the leading edge of the profile in line with BRE recommendations.**

Gradus offers a wide range of profiles to suit different tread sizes:

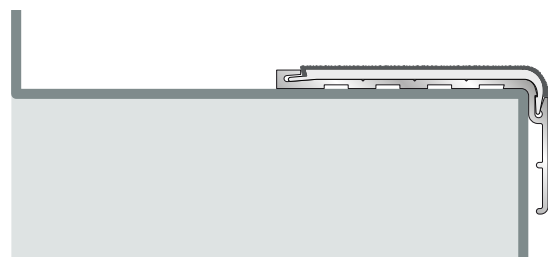
Single Channel

- > Single channel – ideal for use on treads up to 300mm deep



Wide, Double & Multiple Channel

- > Wide, double and multiple channels – suitable for stairs with a large going, especially if they are subject to heavy volumes of foot traffic e.g. railway stations, supermarkets, department stores, secondary and further education establishments and major hospitals.
- > When specifying double channel stair edgings, both inserts should be of the same colour and be of a contrasting colour to the surrounding floor finish.
- > When specifying multiple channel stair edgings the front insert should always be in a visually contrasting colour to the remaining inserts to ensure definition of the step edge. The remaining inserts must always be of the same colour and ideally match the surrounding floorcovering.



Gauge

The gauge (thickness) of the stair nosing should be a flush finish to the floorcovering to avoid a trip hazard being created. When used with soft floorcoverings such as carpet and carpet tile, the gauge should achieve a flush finish with the compressed thickness of the floorcovering.

Gradus offers a range of gauges to suit the majority of commercial floorcoverings (see below).

Gauge	Typically used with
Ramp back	No floorcoverings / Resilient floorcoverings – install profile on top of the floorcovering to ensure a safe fit
2mm – 3mm	Resilient floorcoverings including LVT
4mm – 5mm	Carpet / Carpet Tile / LVT / Resilient floorcoverings with a bevelled underlay (see page 82) in heavy use areas
6mm	Carpet / Carpet Tile
7mm – 10mm	Carpet / Wood / Ceramics / Other heavy duty floorcoverings
10mm – 15mm	Ceramics / Stone / Marble

Fixing Method

A secure fixing between the stair edging and the step is essential to ensuring a safe installation. The stair edging profile and insert, type and condition of the substrate and the application will affect the type of fixing method required.

Adhesive only fixing - Gradus Grip

A specialist adhesive designed to securely bond stair edgings, eliminating the need for screws and screw head cover plugs, providing a neater finish. The Gradus Grip adhesive bond is available with a 10 year warranty.

Mechanical and adhesive fixing

A combination of screw fixings, cartridge adhesive and screw head cover plugs are used to achieve a secure fixing.

To ensure the correct installation method is selected further information can be found in our installation instructions, visit www.gradus.com



- > Save time
- > Save money
- > Gradus 10 year warranty
- > Rapid curing
- > No more screws & plugs
- > Ultra strong bond

Download the NBS at www.gradus.com

Also ideal for Floor Trims,
Corner Guards & Skirtings



Have you
tried it yet?

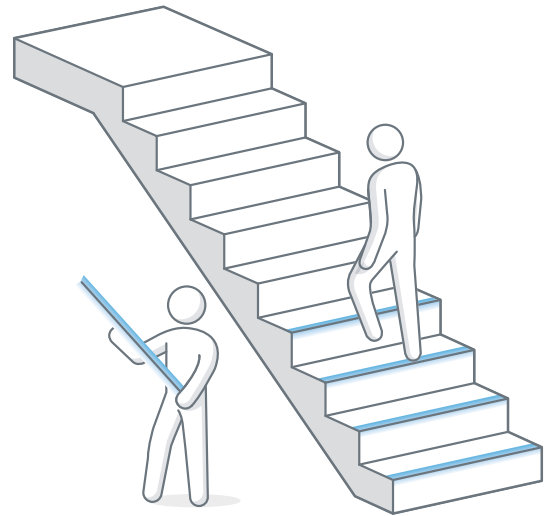


Step 2

Select the correct slip-resistance for the conditions

Specification Guidelines

BS 8300-2:2018, BS 5395-1:2010 and BS 9266:2013 refers to the slip-resistance of surface finishes on stairs. A pendulum test is used to assess slip-resistance and a Pendulum Test Value (PTV) of greater than 36 is required in both dry conditions and also when the stairs are at risk of becoming wet through walked in moisture and spillages.



Slip-resistance & Performance




An insert provides a surface that creates friction between the sole of the shoe and the step edge, hence providing slip-resistance and reducing the risk of slips on stairs. All Gradus inserts are tested for slip-resistance – see results on page 198. Ensure the required level of slip-resistance is achieved to reduce the risk of slips and falls on stairs by **selecting the correct insert for the environment:**

- > Interior installations – not always dry conditions. Consider whether there is a risk of the stair nosing becoming wet and select the correct insert accordingly.
- > Safety flooring – select an insert that matches or improves the slip-resistant qualities of the flooring.

Insert Type	Conditions	Applications	Material	Stair Edgings
NEW Metal Castellated	Interior Wet Interior Dry	Offers an ideal solution for luxury hospitality & prestigious residential applications	Bronze or Aluminium alloy	XT (pages 33-41)
Xtra-grip	Interior Wet Interior Dry	Increased surface roughness where the stair edging may become wet e.g. stairs close to entrances or where safety flooring is used. Areas where health and safety are a priority e.g. schools and hospitals	Pvc with mineral aggregate	XT (pages 33-45) Traditional (pages 48-63)
Xtra-grip Plus	Interior Wet Interior Dry	As Xtra-grip, with the addition of an enhanced insert bond system for areas subject to more frequent cleaning e.g. catering and food preparation areas	Pvc with mineral aggregate	Traditional (pages 48-63)
Interior	Interior Dry	Areas where there is no risk that the stairs will be contaminated by moisture	Pvc with mineral inclusion - standard or grained surface	XT (pages 33-45) Traditional (pages 48-63) Elite (pages 66-69)
Standard Exterior	Exterior	Everyday outdoor use e.g. car park entry / exit steps	Glass reinforced polyester with fused alumina	Traditional (pages 48-59)
Heavy Duty Exterior	Exterior or Interior Heavy Traffic	Extreme exterior conditions / heavy traffic environments e.g. motorway foot bridges, railway stations, airport terminals and sports stadiums	Glass reinforced polyester with fused alumina (TEX)	TEX range (page 71)

Step 3

Choose a colour that visually contrasts



Specification Guidelines

BS 8300-2:2018, BS 5395-1:2010, BS 9266:2013 & Approved Documents M (ADM) & K (ADK) of The Building Regulations 2010 highlight the need to ensure there is sufficient visual contrast at the step edge, providing a safe environment for all building users.

Project Rainbow and ADM recommend that there is at least a 30 point difference between the LRVs of the stair nosing and floorcovering to achieve a suitable contrast.

Visual Contrast

All Gradus stair nosing channel and insert colours are measured for LRVs in accordance with BS 8493:2008+A1:2010 to help achieve this difference. Gradus PVC-u Hardnose stair nosings can be selected with the channel and insert in the same colour to provide the ideal solution for creating visual contrast (picture 1), in line with Approved Documents M & K, BS 8300-2:2018, BS 5395-1:2010 and BS 9266:2013 guidelines. XT Bronze & XT Aluminium channel and insert finishes can also be matched when selected with metal castellated insert.



Good Visual Contrast

Installed with Gradus Stair Nosings
Picture 1



Poor Visual Contrast

No Stair Nosings – Don't Take the Risk

Tonal Contrast

It is important to achieve a tonal contrast between the floorcovering and the stair nosing as people with visual impairments may not be able to see some or all colours but can perceive light and dark. The photographs below show that colour contrast (picture 1) visible to fully-sighted people may not always offer a tonal contrast (picture 2) for partially-sighted people.



Fully-sighted People

Tonal Contrast
Picture 1



Partially-sighted People

Poor Tonal Contrast
Picture 2


Stair Edging Colours

The range of stair edging colours from Gradus provides a comprehensive solution allowing specifiers and users to achieve visual contrast in line with recommendations in The Building Regulations 2010 - Approved Documents K & M, BS 8300-2:2018, BS 9266:2013 & BS 5395-1:2010 and BRE IP15/03 (see pages 200-205).

The colours have been developed to provide a wide choice of visual contrast with matching colours for both insert and Hardnose channel. All colours have been measured for light reflectance/visual contrast (LRV using the CIE Y value). For guidance on selecting matching channel and insert colours that provide visual contrast on both the tread and riser see pages 199-201. For channel and insert availability by range see individual profile pages.



Channel Colours



Note: Not all colours are available for all profiles.
See individual profile pages for colour availability.

Metals



Aluminium

LRV 74.21 NCS S 4005-B80G



Polished Chrome

LRV 58.17 NCS S S9000-N



Satin Chrome

LRV 50.73 NCS S S7502-G




Brushed Stainless Steel

LRV 48.85 NCS S 6020-G70Y




Polished Bronze

LRV 66.86 NCS S 4050-G40Y




Satin Bronze

LRV 59.60 NCS S 2040-R20B



Antique Brass

LRV 9.78 NCS S 7005-Y20R



Antique Bronze


LRV 7.55 NCS S 8005-R20B



Black Anodised

LRV 4.35 NCS S 8500N

Pvc-u Hardnose™ Satin Finish



Black

LRV 4.99 NCS S 8502-B



Ink

LRV 5.40 NCS S 8010-R70B



Burgundy

LRV 5.89 NCS S 6030-R10B



Evergreen

LRV 6.63 NCS S 7020-B70G



Midnight

LRV 6.77 NCS S 6030 - R80B



Brown

LRV 7.15 NCS S 6010-Y70R



Bluebell

LRV 9.76 NCS S 5030-R90B



Granite

LRV 11.69 NCS S 6502-R



Dove

LRV 26.19 NCS S 5000-N




Linen

LRV 37.50 NCS S 3010-Y30R




Glacier

LRV 42.73 NCS S 2502-B




Clay

LRV 51.53 NCS S 2502-Y




Sky

LRV 55.38 NCS S 1515-R90B




Canvas

LRV 55.43 NCS S 2005-Y30R



Jade

LRV 55.54 NCS S 2005-G




Wisp

LRV 56.62 NCS S 2000-N



Buttercup

LRV 62.62 NCS S 1070-Y



Snowdrift

LRV 80.54 NCS S 0500-N

Pvc-u Hardnose™ Metallic Finish



Burnt Almond

LRV 9.92 NCS S 7010-Y50R



Zinc

LRV 15.91 NCS S 6005-R80B



Doubloon

LRV 22.01 NCS S 4020-Y



Silver

LRV 48.29 NCS S 2005-R80B

Flexible Pvc



Black

LRV 4.56 NCS S 8502-B



Brown

LRV 6.05 NCS S 8010-Y50R




Granite

LRV 12.77 NCS S 7005-R50B



Dove

LRV 26.99 NCS S 4500-N



Snowdrift

LRV 83.77 NCS S 0500-N

Colour Matching

Important note: Due to the limitations of the printing process, colours within this catalogue should not be relied upon for colour matching. An accurate colour match can only be achieved by requesting the relevant product sample(s).

NCS Colour References


Gradus is a member of NCS (Natural Colour System) and utilises the NCS reference codes shown above each colour. For further information visit www.ncscolour.com ©Property of and used under licence from the Scandinavian Colour Institute AB, SCI-Sweden se, Stockholm 2004.

Insert Colours

Insert



Metal Castellated



Aluminium
LRV 74.21 NCS S 4005-B80G



Polished Chrome
LRV 58.17 NCS S S9000-N



Satin Chrome
LRV 50.73 NCS S S7502-G




Brushed Stainless Steel
LRV 48.85 NCS S 6020-G70Y




Polished Bronze
LRV 66.86 NCS S 4050-G40Y




Satin Bronze
LRV 59.60 NCS S 2040-R20B



Antique Brass
LRV 9.78 NCS S 7005-Y20R




Antique Bronze
LRV 7.55 NCS S 8005-R20B



Black Anodised
LRV 4.35 NCS S 8500N

Xtra-grip



Onyx
LRV 4.52 NCS S 8502-B



Neptune
LRV 5.03 NCS S 8010-R70B




Aegean
LRV 6.29 NCS S 6530-B30G




Forest
LRV 6.13 NCS S 7020-B70G



Claret
LRV 6.61 NCS S 6030-R10B



Quarry
LRV 24.71 NCS S 4500-N



Umber
LRV 5.71 NCS S 8005-Y50R




Sepia
LRV 28.59 NCS S 5020-Y20R



Baltic
LRV 8.27 NCS S 6020-R90B



Chestnut
LRV 17.51 NCS S 4050-Y70R



Graphite
LRV 12.56 NCS S 6502-B



Concrete
LRV 37.44 NCS S 2502-B



Ochre
LRV 49.97 NCS S 1060-Y



Tuscan
LRV 34.86 NCS S 3010-Y40R



Pumice
LRV 46.83 NCS S 2005-Y30R



Bamboo
LRV 45.84 NCS S 2005-B80G



Surf
LRV 43.58 NCS S 1515-R90B



Frost
LRV 66.51 NCS S 1002-G50Y




Ivory
LRV 43.77 NCS S 3000-N



Platinum
LRV 52.79 NCS S 2002-R50B


Xtra-grip Plus




Asphalt
LRV 4.52 NCS S 8502-B



Shark
LRV 5.03 NCS S 8010-R70B



Bark
LRV 5.71 NCS S 8005-Y50R



Mercury
LRV 12.56 NCS S 6502-B



Smoke
LRV 24.71 NCS S 4500-N



Air
LRV 43.58 NCS S 1515-R90B



Sandstone
LRV 46.83 NCS S 2005-Y30R



Prairie
LRV 45.84 NCS S 2005-B80G



Citrine
LRV 49.97 NCS S 1060-Y



Dusk
LRV 37.44 NCS S 2502-B



Fossil
LRV 43.77 NCS S 3000-N



Lunar
LRV 52.79 NCS S 2002-R50B







Calcite
LRV 66.51 NCS S 1002-G50Y

Note: Not all colours are available for all profiles.
See individual profile pages for colour availability.

Interior Standard Finish

					
Jet LRV 4.56 NCS S 8502-B	Ink LRV 4.96 NCS S 8010-R70B	Burgundy LRV 5.70 NCS S 6030-R10B	Coffee LRV 6.05 NCS S 8010-Y50R	Midnight LRV 6.56 NCS S 6030-R80B	Evergreen LRV 6.69 NCS S 7020-B70G
					
Ocean LRV 8.00 NCS S 6020-R90B	Poppy LRV 10.39 NCS S 2070-R	Lead LRV 12.77 NCS S 7005-R50B	Steel LRV 26.99 NCS S 4500-N	Cloud LRV 28.57 NCS S 4010-R70B	Linen LRV 38.59 NCS S 3010-Y30R
					
Teal LRV 6.20 NCS S 6530-B30G	Bronze LRV 28.05 NCS S 5020-Y20R	Spice LRV 15.37 NCS S 4050-Y70R	Photoluminescent LRV 57.59 - lit conditions	Wisp LRV 58.17 NCS S 2000-N	Buttercup LRV 55.54 NCS S 1070-Y
					
Glacier LRV 42.09 NCS S 2502-B	Clay LRV 47.97 NCS S 2502-Y	Sky LRV 52.63 NCS S 1515-R90B	Canvas LRV 53.27 NCS S 2005-Y30R	Jade LRV 53.98 NCS S 2005-G	Snowdrift LRV 83.77 NCS S 0500-N

Interior Grained Finish

			
Black LRV 6.47 NCS S 7502-B	Brown LRV 12.13 NCS S 6010-Y70R	Granite LRV 13.44 NCS S 6502-R	Dove LRV 23.40 NCS S 5000-N

Standard Exterior

			
Tornado LRV 4.49	Sandstorm LRV 50.77	Hurricane LRV 30.43	Blizzard LRV 83.25

Note:
Standard Exterior available in cut lengths only up to 2.75m. Factory bonded insert with visible fixings (no cover plugs). Not available curved.

Heavy Duty Exterior

			
Charcoal LRV 4.07	Firestorm LRV 43.96	Ash LRV 24.77	Avalanche LRV 73.00


XT™ Stair Edgings

XT - the ultimate stair edging solution comprising bronze, aluminium or PVC-u Hardnose channels. A unique insert design extends around the leading edge of the stair edging to ensure maximum safety underfoot. A choice of pvc inserts are available as well as a new metal castellated insert for use with XT bronze and XT aluminium channels.


Used in conjunction with floorcoverings from all major manufacturers.

Suitable for interior use in all commercial and most industrial applications.


Supported by recommendations from BRE and the guidance contained within BS 8300-2:2018 and Approved Document M (ADM) of the Building Regulations 2000. Building owners and specifiers can choose **XT** safe in the knowledge that it offers the ultimate solution in product design and performance to protect all groups of building users. **There is no equal...**



XT Stair Edgings - Key Features across the range



XT Bronze



XT Aluminium



XT PVC-u Hardnose

XT™ Bronze

NEW RANGE


XT Bronze stair edgings offer premium finishes for commercial applications including hospitality, leisure, retail, commercial office and premium residential.

Suitable for interior heavy traffic applications.

Used in conjunction with floorcoverings from all major manufacturers.

Information

- > For guidance on the correct selection of stair edgings and inserts see pages 21-25
- > For Light Reflectance Values (LRVs) and NCS references see pages 27-29
- > XT profiles - UK patent GB2433437B.
UK/EU Registered Design no 9/000465950 and 9/002471599.



Channel and insert options



2 Channel finishes

NEW

Bronze channel finishes

Our Polished Bronze finish creates a sleek appearance, whilst Satin Bronze offers a matt finish that features a subtle brushed effect.

Polished Bronze

Satin Bronze



3 Insert options



Interior

Conditions: Interior Dry
Material: Pvc with mineral inclusion

Areas where there is no risk that the stairs will be contaminated by moisture.

Jet	Ink
Evergreen	Teal
Burgundy	Ocean
Spice	Coffee
Lead	Bronze
Steel	Linen
Glacier	Canvas
Wisp	Clay
Sky	Buttercup
Jade	Snowdrift



Xtra-grip

Conditions: Interior Dry / Interior Wet
Material: Pvc with mineral aggregate

Increased surface roughness where the stair edging may become wet e.g. stairs close to entrances.

Onyx	Neptune
Forest	Aegean
Claret	Baltic
Chestnut	Umber
Graphite	Sepia
Quarry	Tuscan
Concrete	Pumice
Surf	Ochre
Bamboo	Frost
Ivory	Platinum



NEW

Metal Castellated

Conditions: Interior Dry / Interior Wet
Material: Bronze or aluminium

Provides an all-metal solution that features a castellated design.

Bronze:

Polished Bronze

Satin Bronze



Aluminium:

Aluminium

Brushed Stainless Steel



Polished Chrome

Satin Chrome



Antique Brass

Antique Bronze




Black Anodised



XT™ Bronze

NEW RANGE



Choice of metal castellated, Interior or Xtra-grip inserts. Example shown with castellated insert.

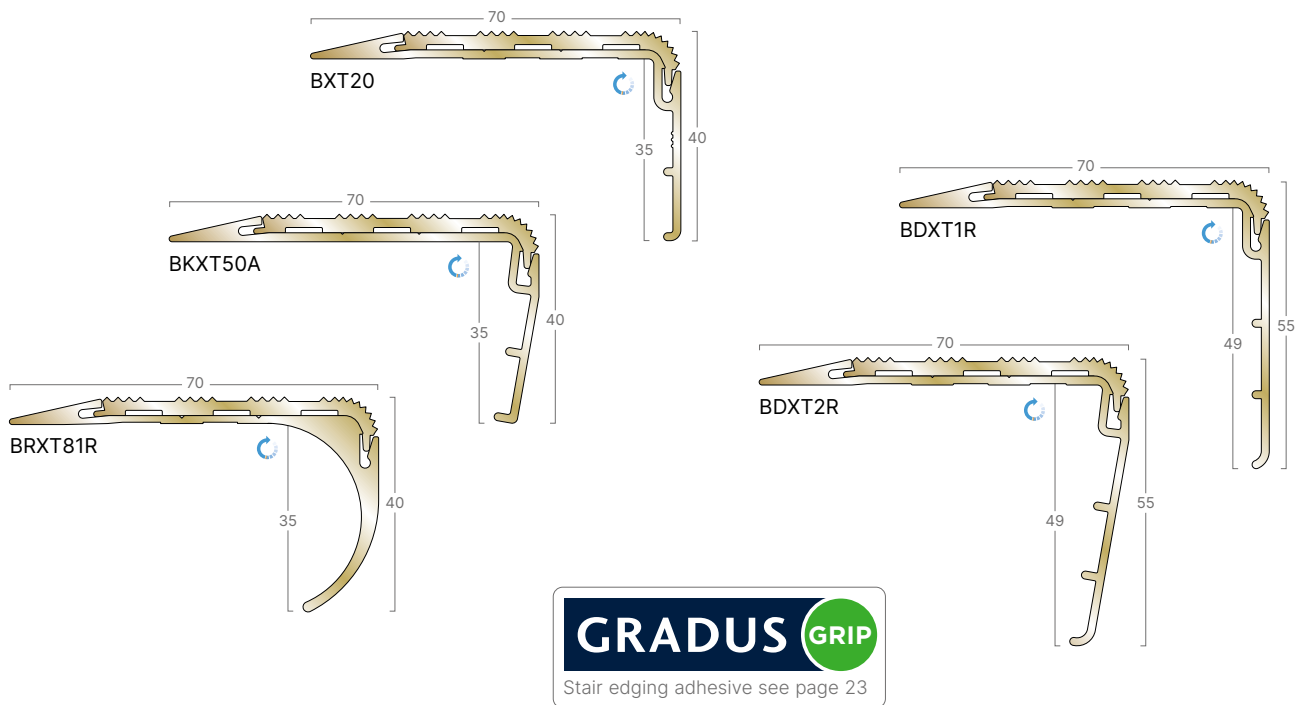


Channel & Insert options

- > All XT Bronze profiles available with a choice of metal castellated, Interior or Xtra-grip insert

Gauge options

- > Ramp - typically used with LVT, resilient flooring or where no surface floorcoverings are used
- > 2mm - typically used with LVT or resilient flooring
- > 5mm - typically used with carpet, LVT or resilient flooring with bevelled underlay



Visit: www.gradus.com
for full details



Dimensions shown are nominal
Illustrations are 70% size in mm





NBS Source
PARTNER










Channel options:

Insert options:












Metal finishes:

- Polished Bronze 
- Satin Bronze 





















Metal Castellated:

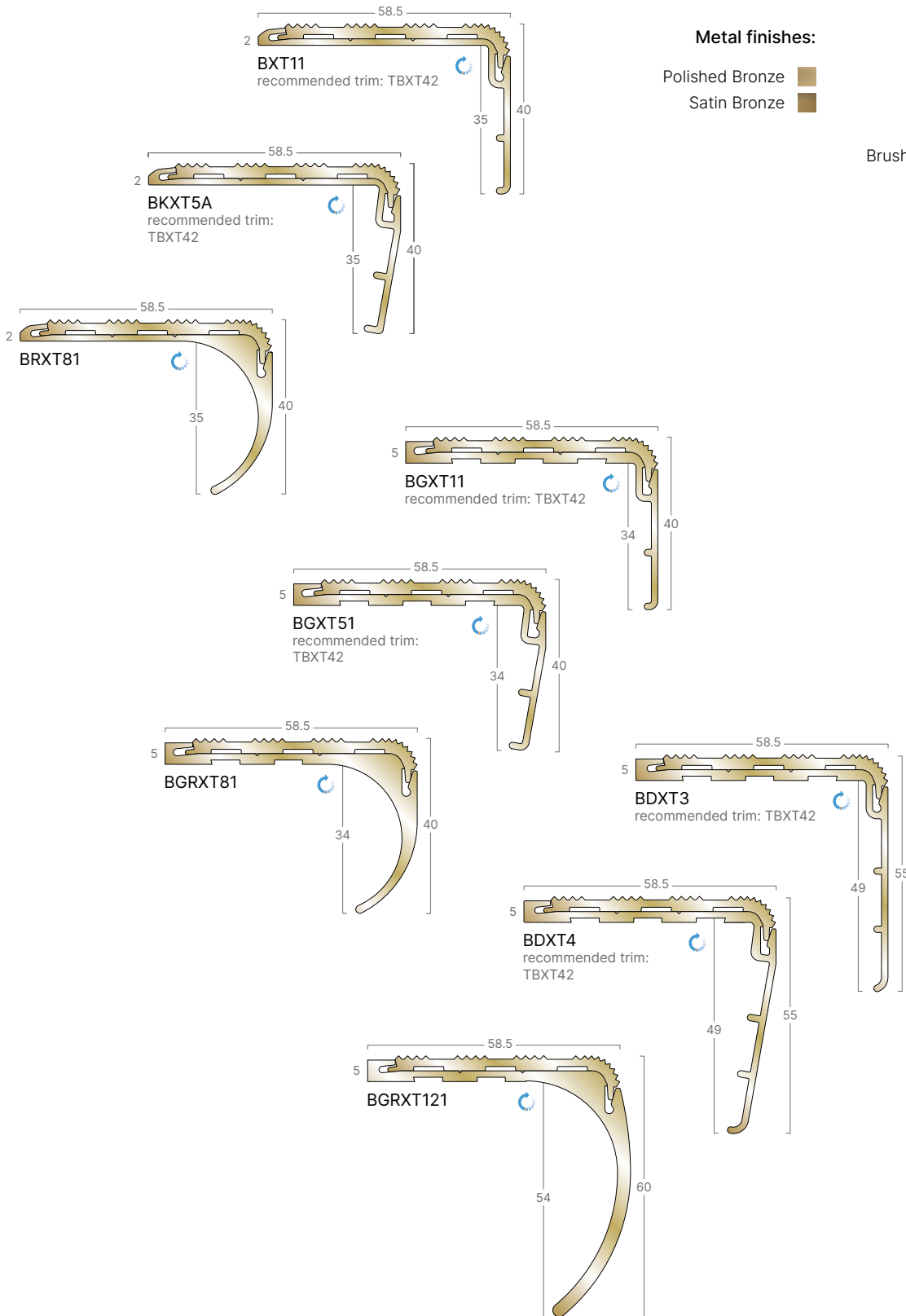
- Polished Bronze 
- Satin Bronze 
- Aluminium 
- Brushed Stainless Steel 
- Polished Chrome 
- Satin Chrome 
- Antique Brass 
- Antique Bronze 
- Black Anodised 

Interior:

- Jet 
- Ink 
- Ocean 
- Teal 
- Evergreen 
- Lead 
- Steel 
- Glacier 
- Wisp 
- Sky 
- Clay 
- Jade 
- Burgundy 
- Spice 
- Coffee 
- Bronze 
- Linen 
- Canvas 
- Buttercup 
- Snowdrift 

Xtra-grip:


- Onyx 
- Neptune 
- Baltic 
- Aegean 
- Forest 
- Graphite 
- Quarry 
- Concrete 
- Surf 
- Bamboo 
- Claret 
- Chestnut 
- Umber 
- Sepia 
- Tuscan 
- Pumice 
- Ochre 
- Frost 
- Ivory 
- Platinum 



Looking for a matching floor trim?
 Polished or Satin Bronze finishes also available with Luxury Trim System - see pages 90-92



BIM Available to download as BIM objects

 Curving option available in original XT subject to approval of template. All metal castellated inserts cannot be curved.

XT™ Aluminium

XT Aluminium stair edgings offer an ideal solution for commercial applications including offices, education and healthcare. Suitable for use in heavy traffic interior applications.

XT Aluminium is also offered in a choice of premium finishes for use in hospitality, leisure, retail, commercial office, premium residential and other prestigious medium traffic interior applications.


Used in conjunction with floorcoverings from all major manufacturers.

Information

- > For guidance on the correct selection of stair edgings and inserts see pages 21-25
- > For Light Reflectance Values (LRVs) and NCS references see pages 27-29
- > XT profiles - UK patent GB2433437B.
UK/EU Registered Design no 9/000465950, 9/002471599 and 9/001102875




Channel and insert options



7 Channel finishes

3 Insert options



Interior

Conditions: Interior Dry
Material: Pvc with mineral inclusion

Areas where there is no risk that the stairs will be contaminated by moisture.

Jet	Ink
Evergreen	Teal
Burgundy	Ocean
Spice	Coffee
Lead	Bronze
Steel	Linen
Glacier	Canvas
Wisp	Clay
Sky	Buttercup
Jade	Snowdrift



Xtra-grip

Conditions: Interior Dry / Interior Wet
Material: Pvc with mineral aggregate

Increased surface roughness where the stair edging may become wet e.g. stairs close to entrances.

Onyx	Neptune
Forest	Aegean
Claret	Baltic
Chestnut	Umber
Graphite	Sepia
Quarry	Tuscan
Concrete	Pumice
Surf	Ochre
Bamboo	Frost
Ivory	Platinum

NEW

Aluminium channel finishes

XT Aluminium is now offered with an enhanced choice of attractive contemporary finishes, including our new Antique Brass and Antique Bronze effects.

Aluminium	Brushed Stainless Steel
Polished Chrome	Satin Chrome
Antique Brass	Antique Bronze
Black Anodised	

NEW


Metal Castellated

Conditions: Interior Dry / Interior Wet
Material: Aluminium or bronze

Provides an all-metal solution that features a castellated design.

Aluminium:	Brushed Stainless Steel
Aluminium	Satin Chrome
Polished Chrome	Antique Bronze
Antique Brass	Black Anodised
Bronze:	
Polished Bronze	Satin Bronze

XT™ Aluminium

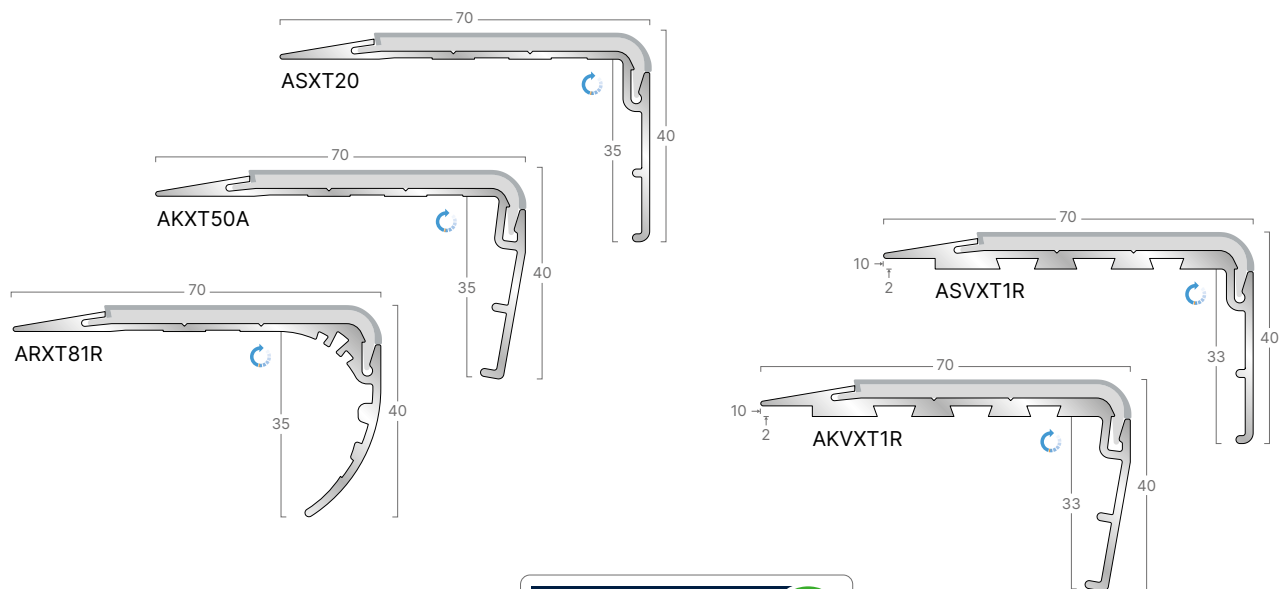


Channel & Insert options

- > All XT Aluminium profiles available with a choice of metal castellated, Interior or Xtra-grip insert

Gauge options

- > Ramp - typically used with LVT, resilient flooring or where no surface floorcoverings are used
- > Notched Ramp - Designed to overlay 2mm vinyl or LVT
- > 2mm - typically used with LVT or resilient flooring



Channel options:

Insert options:

Metal finishes:

- Aluminium
- Brushed Stainless Steel
- Polished Chrome
- Satin Chrome
- Antique Brass
- Antique Bronze
- Black Anodised

Metal Castellated:

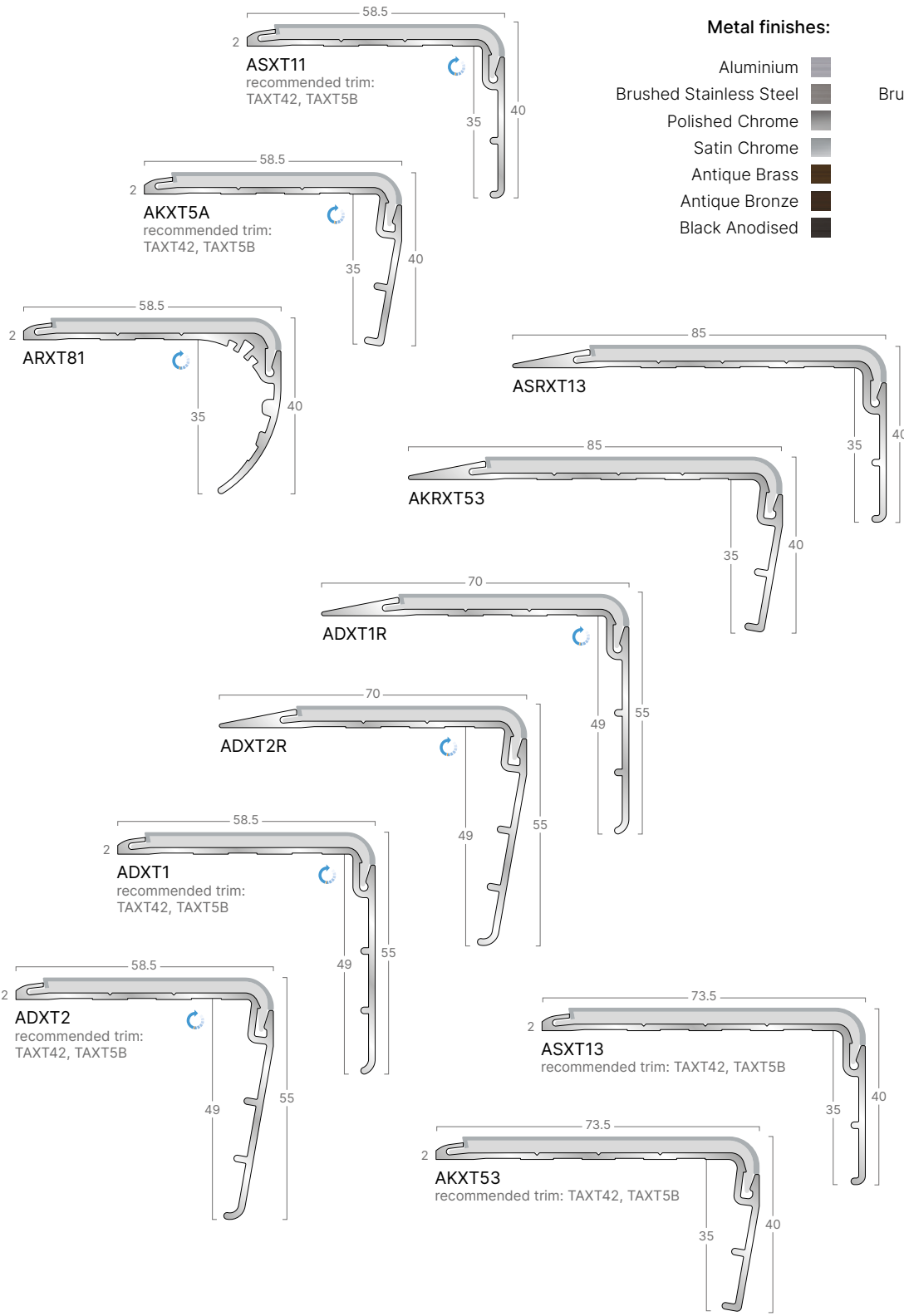
- Aluminium
- Brushed Stainless Steel
- Polished Chrome
- Satin Chrome
- Antique Brass
- Antique Bronze
- Black Anodised
- Polished Bronze
- Satin Bronze

Interior:

- Jet
- Ink
- Ocean
- Teal
- Evergreen
- Lead
- Steel
- Glacier
- Wisp
- Sky
- Clay
- Jade
- Burgundy
- Spice
- Coffee
- Bronze
- Linen
- Canvas
- Buttercup
- Snowdrift

Xtra-grip:

- Onyx
- Neptune
- Baltic
- Aegean
- Forest
- Graphite
- Quarry
- Concrete
- Surf
- Bamboo
- Claret
- Chestnut
- Umber
- Sepia
- Tuscan
- Pumice
- Ochre
- Frost
- Ivory
- Platinum




Looking for a matching floor trim?
 Brushed Stainless Steel and Polished or Satin Chrome finishes also available with Luxury Trim System - see pages 90-92

On average, the aluminium we source contains 75% recycled material

Curving option available in original XT subject to approval of template. All metal castellated inserts and black anodised profiles cannot be curved

XT™ Aluminium

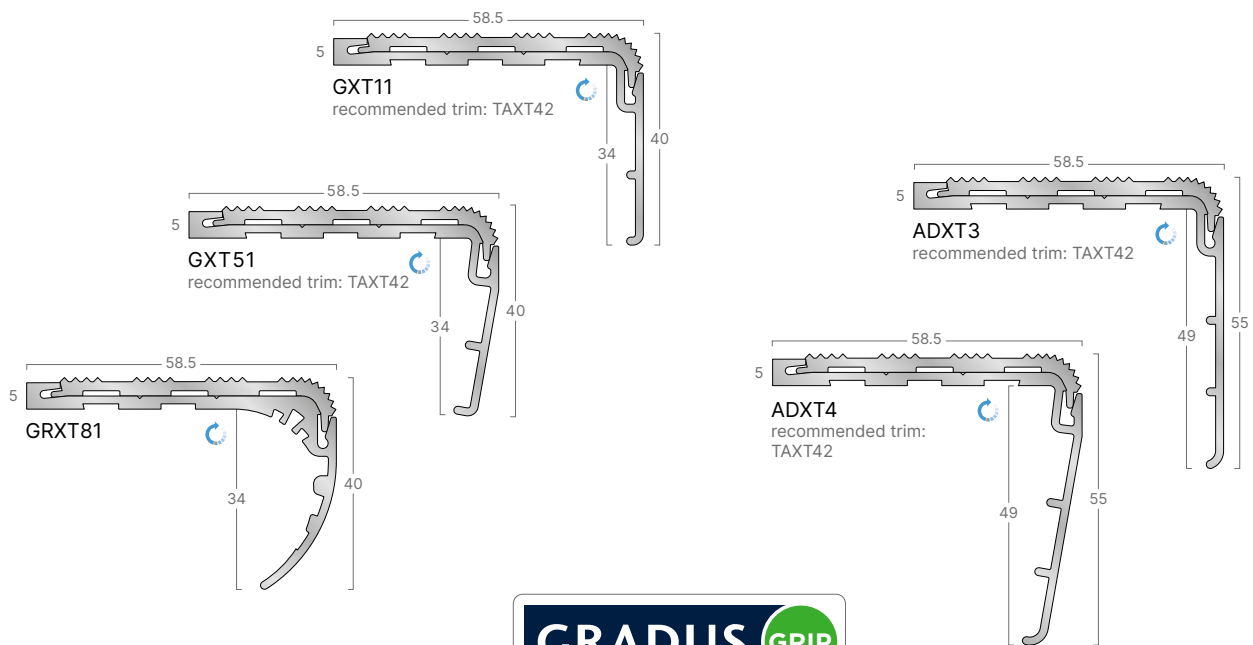


Channel & Insert options

- > All XT Aluminium profiles available with a choice of metal castellated, Interior or Xtra-grip insert.

Gauge options

- > 5mm - typically used with LVT, carpet or resilient flooring with bevelled underlay
- > 10mm - 15mm - typically used with ceramics, stone and marble



Visit: www.gradus.com
for full details



Dimensions shown are nominal
Illustrations are 70% size in mm



Available to download
as BIM objects

Channel options:

Insert options:

Metal finishes:

- Aluminium
- Brushed Stainless Steel
- Polished Chrome
- Satin Chrome
- Antique Brass
- Antique Bronze
- Black Anodised

Metal Castellated:

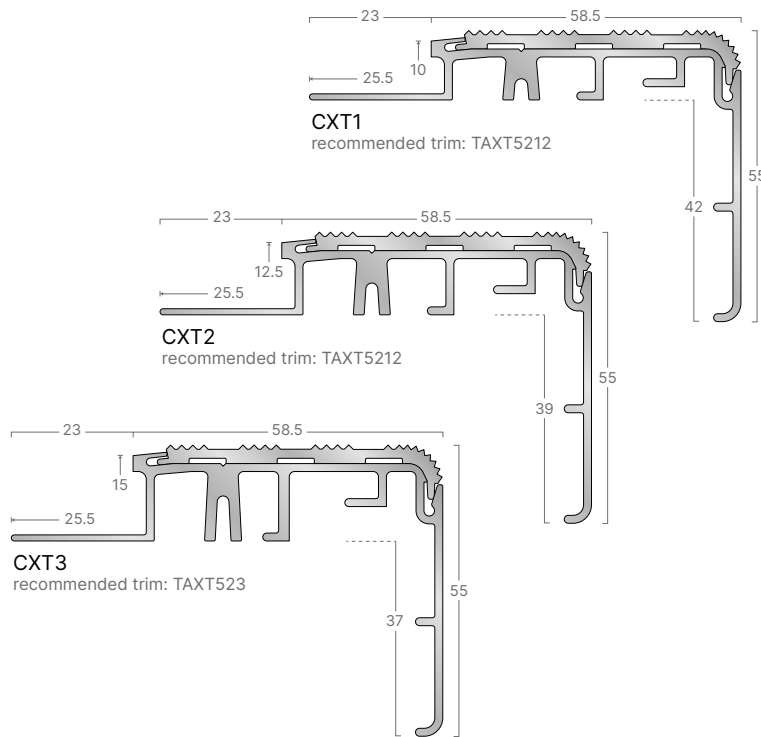
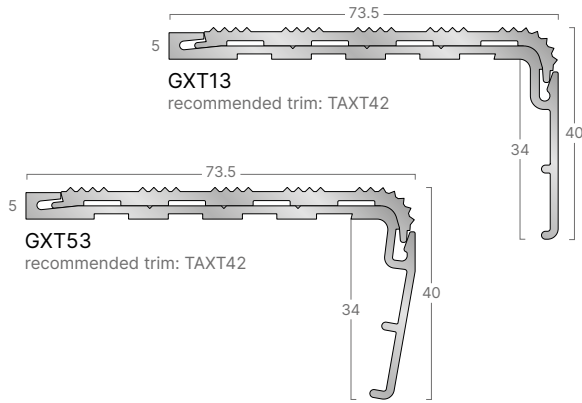
- Aluminium
- Brushed Stainless Steel
- Polished Chrome
- Satin Chrome
- Antique Brass
- Antique Bronze
- Black Anodised
- Polished Bronze
- Satin Bronze

Interior:

- Jet
- Ink
- Ocean
- Teal
- Evergreen
- Lead
- Steel
- Glacier
- Wisp
- Sky
- Clay
- Jade
- Burgundy
- Spice
- Coffee
- Bronze
- Linen
- Canvas
- Buttercup
- Snowdrift

Xtra-grip:

- Onyx
- Neptune
- Baltic
- Aegean
- Forest
- Graphite
- Quarry
- Concrete
- Surf
- Bamboo
- Claret
- Chestnut
- Umber
- Sepia
- Tuscan
- Pumice
- Ochre
- Frost
- Ivory
- Platinum



Looking for a matching floor trim?
Brushed Stainless Steel and Polished or Satin Chrome finishes also available with Luxury Trim System - see pages 90-92

On average, the aluminium we source contains 75% recycled material

Curving option available in original XT subject to approval of template. All metal castellated inserts and black anodised profiles cannot be curved

XT™ PVC-u Hardnose

XT PVC-u Hardnose stair edgings combine a coloured PVC-u channel with slip-resistant inserts in a range of matching colour options for commercial applications including healthcare, education and commercial office.


XT PVC-u Hardnose is ideal for providing a single solid band of colour that visually contrasts with the surrounding floorcovering to help define the step edge - see pages 200-205 for guidance.

Suitable for interior heavy traffic.

Used in conjunction with floorcoverings from all major manufacturers.

Information

- > For guidance on the correct selection of stair edgings and inserts see pages 21-25
- > For Light Reflectance Values (LRVs) and NCS references see pages 27-29
- > XT profiles - UK patent GB2433437B.
UK/EU Registered Design no 9/000465950 and 9/002471599



Channel and insert options



14 Channel finishes

PVC-u channel finishes


XT PVC-u Hardnose is available in an extensive range of attractive coloured PVC-u channels with matching inserts available to complement any design scheme.

Black	Dove	Jade
Ink	Glacier	Wisp
Burgundy	Canvas	Buttercup
Brown	Clay	Snowdrift
Granite	Sky	



XT PVC-u Hardnose is rated as Class 1a. Finishes within these ratings can be used throughout dementia applications. We recommend a minimum contrast of 30 points LRV for critical surfaces. For further information see pages 206-207 or visit www.gradus.com

2 Insert options



Interior

Conditions: Interior Dry
Material: Pvc with mineral inclusion

Areas where there is no risk that the stairs will be contaminated by moisture.

Jet	Ink
Burgundy	Coffee
Lead	Steel
Glacier	Canvas
Wisp	Clay
Sky	Buttercup
Jade	Snowdrift



Xtra-grip

Conditions: Interior Dry / Interior Wet
Material: Pvc with mineral aggregate

Increased surface roughness where the stair edging may become wet e.g. stairs close to entrances.

Onyx	Neptune
Umber	Graphite
Quarry	Concrete
Pumice	Surf
Ochre	Bamboo
Frost	Platinum
Ivory	

XT™ PVC-u Hardnose

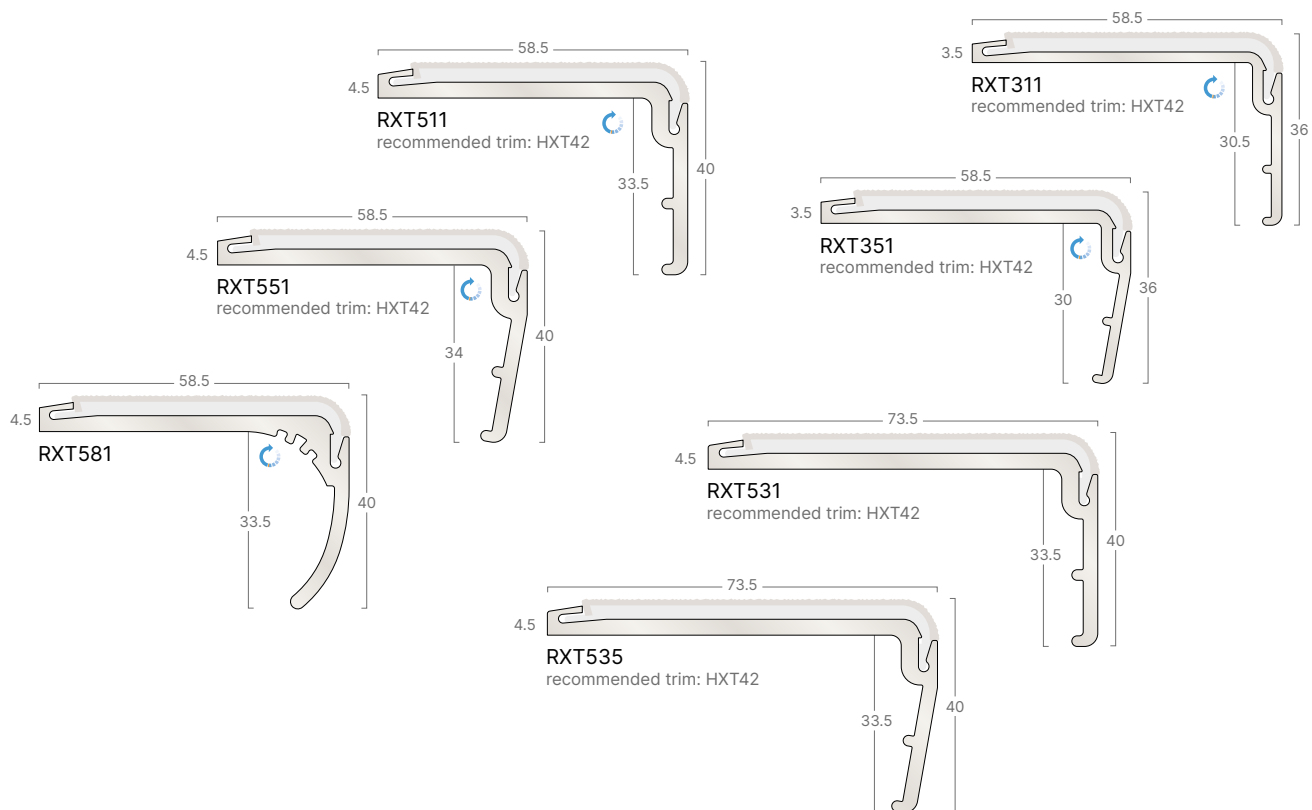


Channel & Insert options

- > All XT PVC-u Hardnose profiles available with a choice of Interior or Xtra-grip insert

Gauge options

- > 3.5mm - typically used with LVT or resilient flooring
- > 4.5mm - typically used with carpet, LVT or resilient flooring with bevelled underlay in heavy use areas
- > 6mm - typically used with carpet or LVT
- > 7.5mm - 9.5mm - typically used with comfort backed carpet

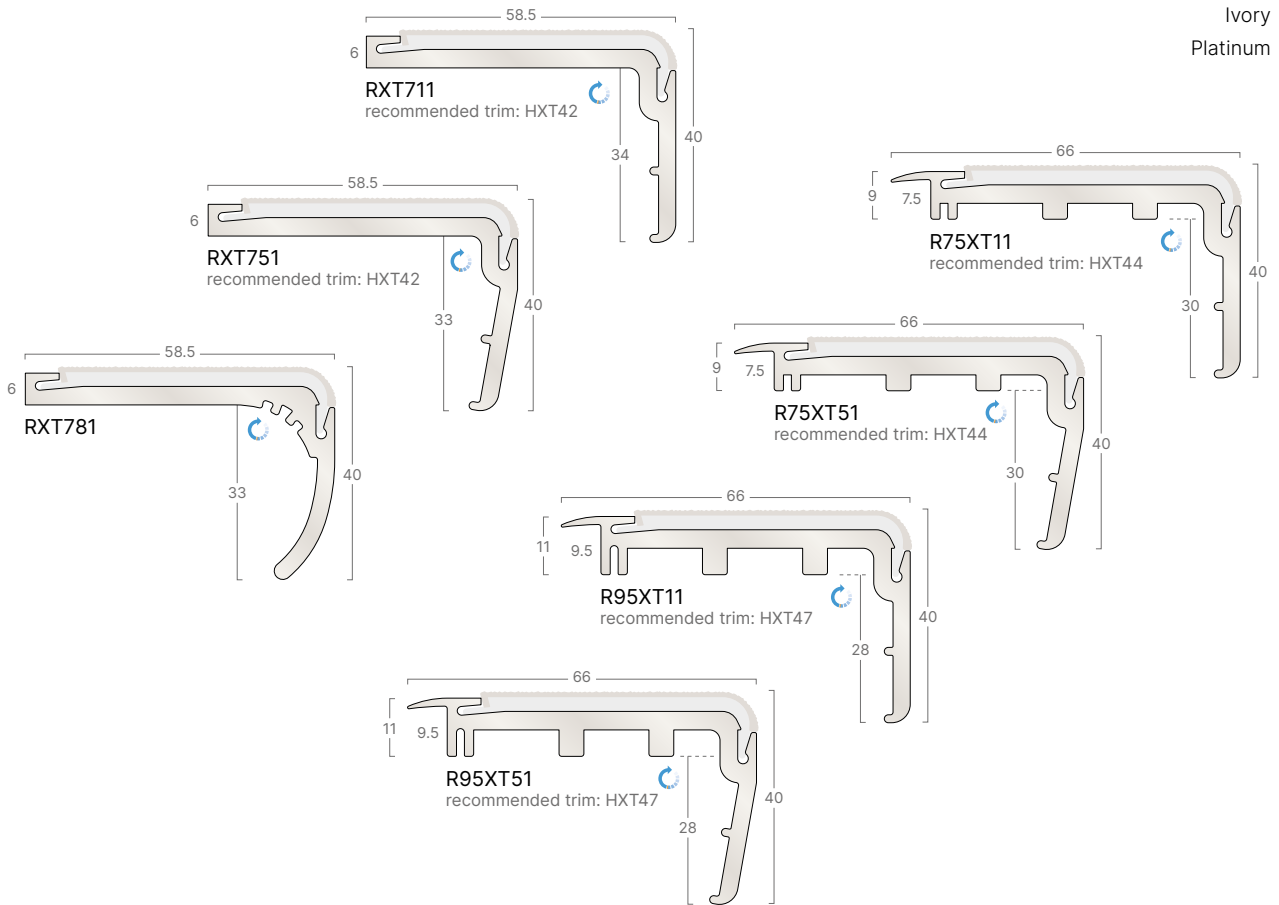
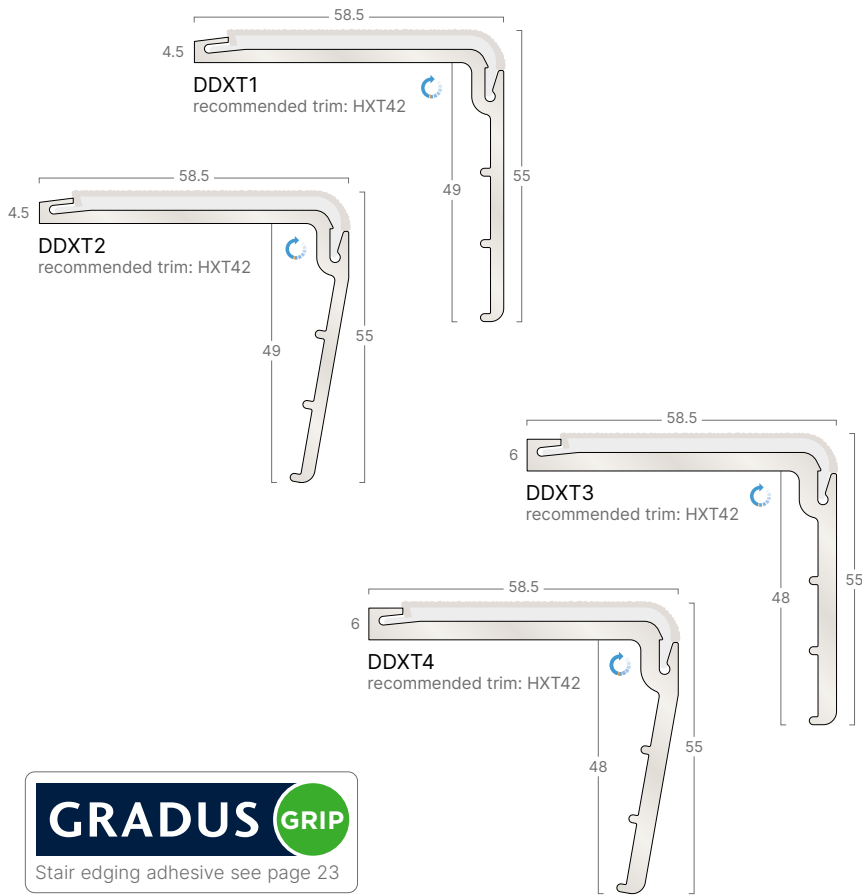


Visit: www.gradus.com
for full details



Dimensions shown are nominal
Illustrations are 70% size in mm





Channel options:

PVC-u finishes:

- Black
- Ink
- Burgundy
- Brown
- Granite
- Dove
- Glacier
- Canvas
- Clay
- Sky
- Jade
- Wisp
- Buttercup
- Snowdrift

Insert options:

Interior:

- Jet
- Ink
- Burgundy
- Coffee
- Lead
- Steel
- Glacier
- Canvas
- Clay
- Sky
- Jade
- Wisp
- Buttercup
- Snowdrift

Xtra-grip:

- Onyx
- Neptune
- Umber
- Graphite
- Quarry
- Concrete
- Ochre
- Surf
- Pumice
- Bamboo
- Frost
- Ivory
- Platinum

Traditional Stair Edgings


Traditional - an extensive range of attractive and hardwearing stair edgings comprising aluminium, chrome or PVC-u Hardnose channels with factory bonded slip-resistant inserts.

Used in conjunction with floorcoverings from all major manufacturers.

Suitable for all commercial and most industrial applications.

Information

- > For guidance on the correct selection of stair edgings and inserts see pages 21-25
- > For larger colour swatches, Light Reflectance Values (LRVs) and NCS references see pages 27-29
- > ADM profiles - UK/EU Registered Design no 9/000113899
DDA profiles - UK/EU Registered Design no 9/000188982-0001 to 0004, 9/000732326




Traditional Stair Edgings - Key Features across the range



Traditional Aluminium



Traditional PVC-u Hardnose



Traditional Chrome

Traditional - Aluminium A Range

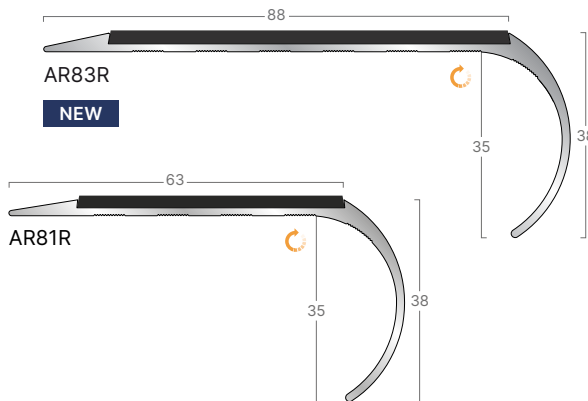
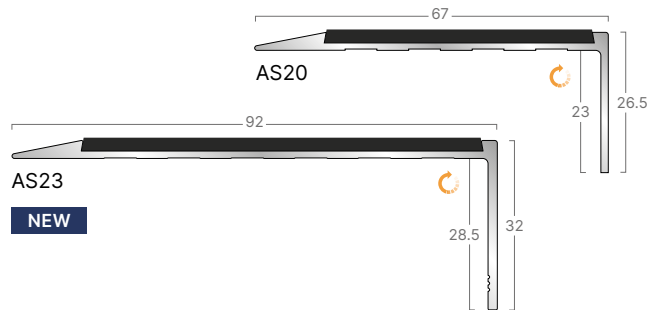
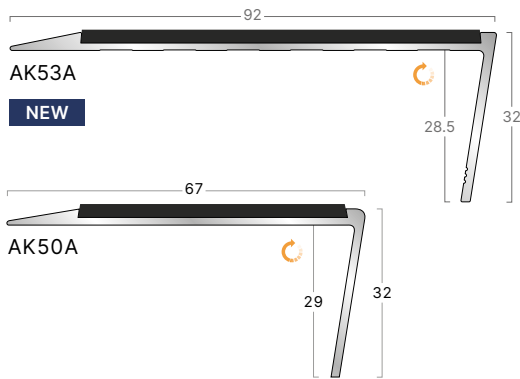


Channel & Insert options

- > All Traditional Aluminium A Range profiles available with a choice of Interior, Xtra-grip, Xtra-grip Plus, Interior Grained and Standard Exterior insert

Gauge options

- > Ramp - typically used with LVT, resilient flooring or where no surface floorcoverings are used
- > 2mm - typically used with LVT or resilient flooring



Visit: www.gradus.com for full details



Dimensions shown are nominal. Illustrations are 70% size in mm




Profile can be curved subject to approval of template






















Channel options:


Insert options:

Metal Finish:

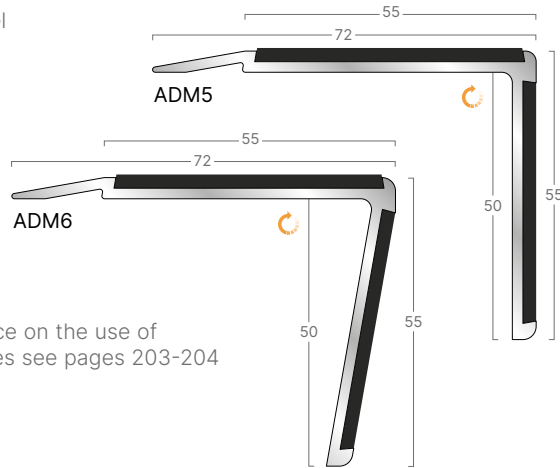
Aluminium 

Interior:

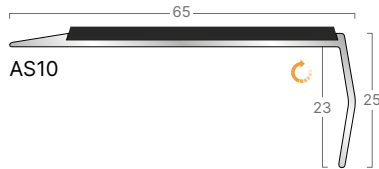
- Jet 
- Ink 
- Midnight 
- Burgundy 
- Evergreen 
- Coffee 
- Ocean 
- Lead 
- Cloud 
- Steel 
- Linen 
- Glacier 
- Whisp 
- Sky 
- Clay 
- Jade 
- Canvas 
- Buttercup 
- Poppy 
- Photoluminescent 
- Snowdrift 



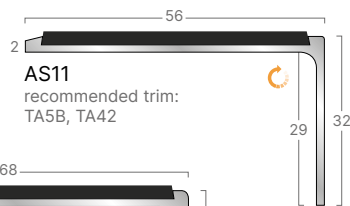
AS11 shown with Aluminium channel and Interior Jet insert



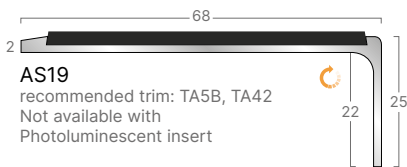
For guidance on the use of ADM profiles see pages 203-204



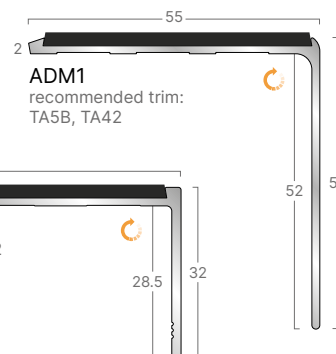
AS10



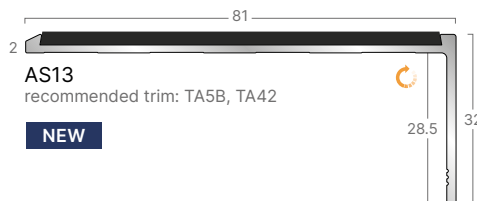
AS11 recommended trim: TA5B, TA42



AS19 recommended trim: TA5B, TA42 Not available with Photoluminescent insert
















ADM1 recommended trim: TA5B, TA42
















AS13 recommended trim: TA5B, TA42

NEW

Xtra-grip:

- Onyx 
- Neptune 
- Umber 
- Graphite 
- Quarry 
- Concrete 
- Ochre 
- Surf 
- Pumice 
- Bamboo 
- Frost 
- Ivory 
- Platinum 





Xtra-grip Plus:

- Asphalt 
- Shark 
- Bark 
- Mercury 
- Smoke 
- Dusk 
- Citrine 
- Air 
- Sandstone 
- Prairie 
- Calcite 
- Fossil 
- Lunar 


Interior Grained:

- Black 
- Brown 
- Granite 
- Dove 

Standard Exterior:

- Tornado 
- Sandstorm 
- Hurricane 
- Blizzard 



 On average, the aluminium we source contains 75% recycled material

Traditional - Aluminium A Range

Channel & Insert options

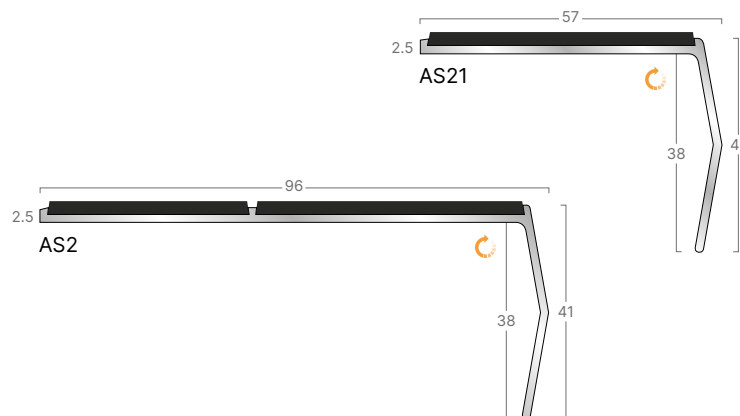
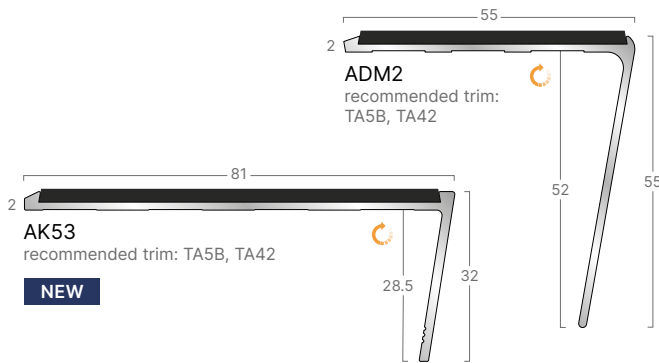
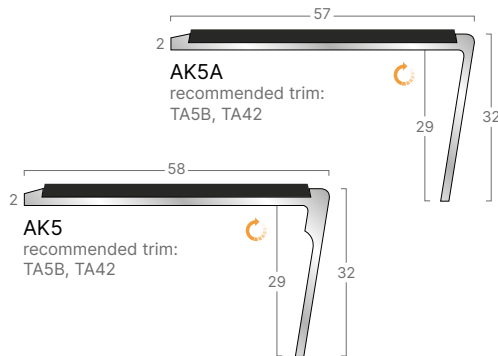
- > All Traditional Aluminium A Range profiles available with a choice of Interior, Xtra-grip, Xtra-grip Plus, Interior Grained and Standard Exterior insert




AS21
shown with Aluminium channel
and Interior Jet insert

Gauge options

- > 2mm - 2.5mm - typically used with LVT or resilient flooring





AR32 shown with Aluminium channel and Interior Jet insert

Channel options:

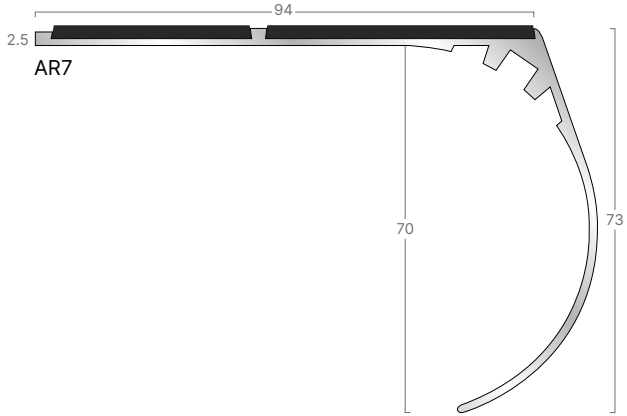
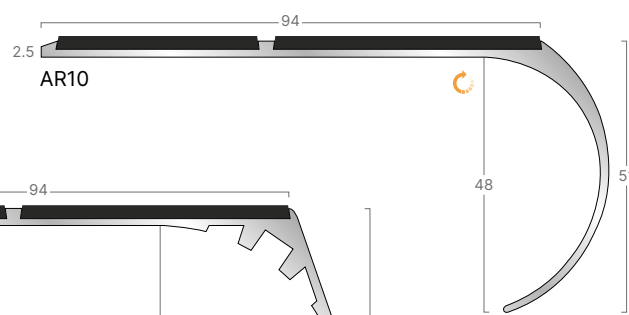
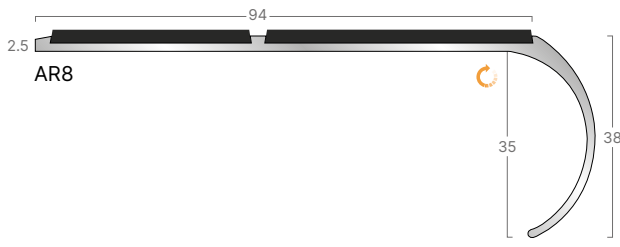
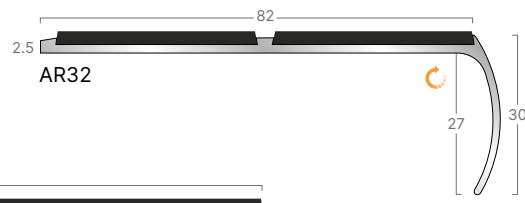
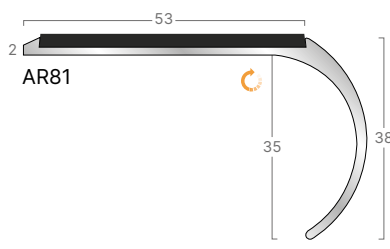
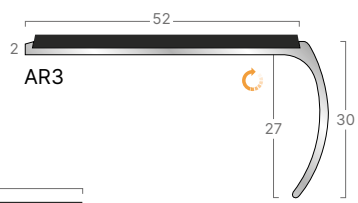
Metal Finish:

Aluminium

Insert options:

Interior:

- Jet
- Ink
- Midnight
- Burgundy
- Evergreen
- Coffee
- Ocean
- Lead
- Cloud
- Steel
- Linen
- Glacier
- Wisp
- Sky
- Clay
- Jade
- Canvas
- Buttercup
- Poppy
- Photoluminescent
- Snowdrift



Xtra-grip:

- Onyx
- Neptune
- Umber
- Graphite
- Quarry
- Concrete
- Ochre
- Surf
- Pumice
- Bamboo
- Frost
- Ivory
- Platinum

Xtra-grip Plus:

- Asphalt
- Shark
- Bark
- Mercury
- Smoke
- Dusk
- Citrine
- Air
- Sandstone
- Prairie
- Calcite
- Fossil
- Lunar

Interior Grained:

- Black
- Brown
- Granite
- Dove

Standard Exterior:

- Tornado
- Sandstorm
- Hurricane
- Blizzard



On average, the aluminium we source contains 75% recycled material

Traditional - Aluminium S + H Range

Channel & Insert options

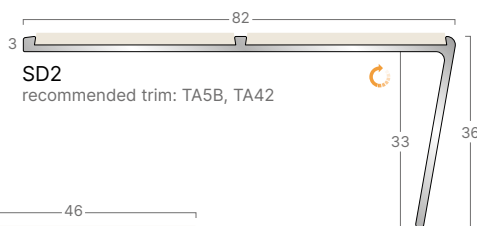
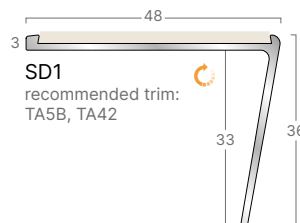

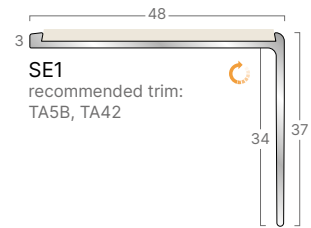
- > All Traditional Aluminium S + H Range profiles available with a choice of Interior, Xtra-grip, Xtra-grip Plus, Interior Grained and Standard Exterior insert



SE1 shown with Aluminium channel and Interior Canvas insert

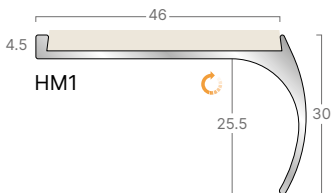
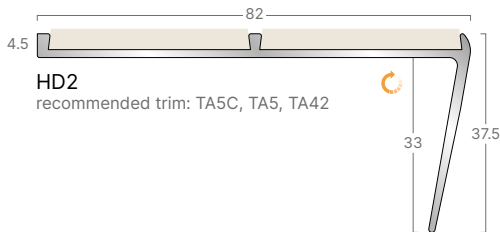
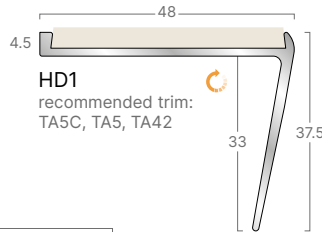
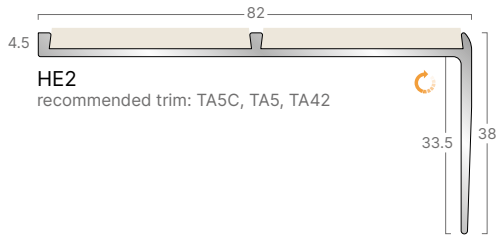
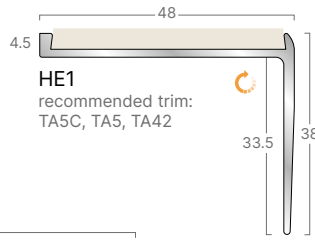
Gauge options

- > 3mm - typically used with LVT or resilient flooring
- > 4.5mm - typically used with carpet, LVT or resilient flooring with bevelled underlay in heavy use areas





HE2
shown with Aluminium channel
and Interior Canvas insert



Channel options:

Metal Finish:

Aluminium

Insert options:

Interior:

- Jet
- Ink
- Midnight
- Burgundy
- Evergreen
- Coffee
- Ocean
- Lead
- Cloud
- Steel
- Linen
- Glacier
- Wisp
- Sky
- Clay
- Jade
- Canvas
- Buttercup
- Poppy
- Photoluminescent
- Snowdrift

Xtra-grip:

- Onyx
- Neptune
- Umber
- Graphite
- Quarry
- Concrete
- Ochre
- Surf
- Pumice
- Bamboo
- Frost
- Ivory
- Platinum

Xtra-grip Plus:

- Asphalt
- Shark
- Bark
- Mercury
- Smoke
- Dusk
- Citrine
- Air
- Sandstone
- Prairie
- Calcite
- Fossil
- Lunar

Interior Grained:

- Black
- Brown
- Granite
- Dove

Standard Exterior:

- Tornado
- Sandstorm
- Hurricane
- Blizzard




On average, the aluminium we source contains 75% recycled material

Traditional - Aluminium G Range

Channel & Insert options

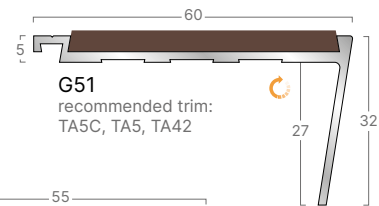
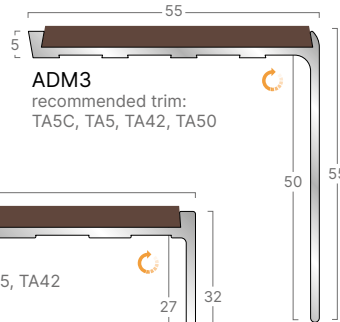
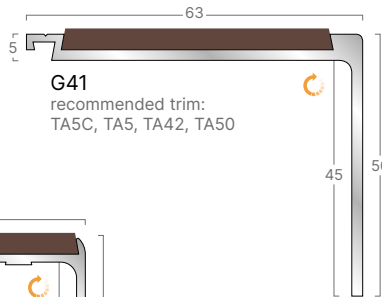
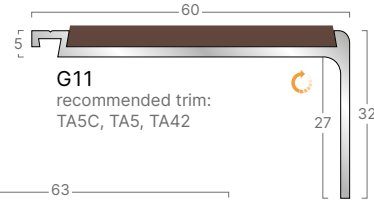
- > All Traditional Aluminium G Range profiles available with a choice of Interior, Xtra-grip, Xtra-grip Plus, Interior Grained and Standard Exterior insert



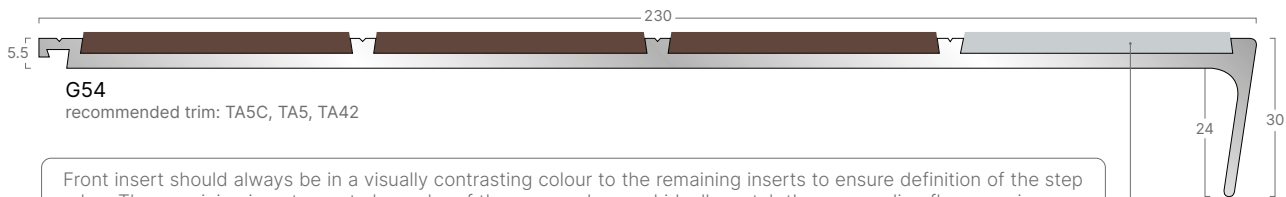
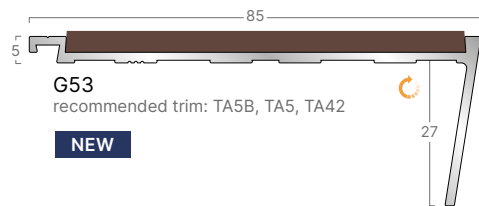
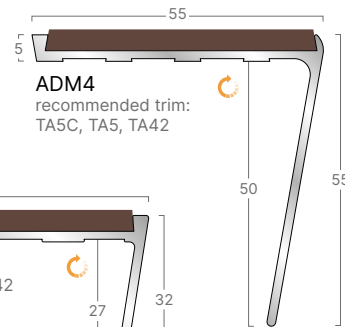
G41 shown with Aluminium channel and Interior Coffee insert

Gauge options

- > 4mm - 5.5mm - typically used with LVT, carpet or resilient flooring with bevelled underlay (see page 82) in heavy use areas



For guidance on the use of ADM profiles see pages 203-204




Front insert should always be in a visually contrasting colour to the remaining inserts to ensure definition of the step edge. The remaining inserts must always be of the same colour and ideally match the surrounding floorcovering. The colours selected must contrast by 30 points on the LRV scale - see pages 28-29 for insert LRVs.






















Channel options:

Insert options:














Metal Finish:

Aluminium 














Interior:

- Jet 
- Ink 
- Midnight 
- Burgundy 
- Evergreen 
- Coffee 
- Ocean 
- Lead 
- Cloud 
- Steel 
- Linen 
- Glacier 
- Whisp 
- Sky 
- Clay 
- Jade 
- Canvas 
- Buttercup 
- Poppy 
- Photoluminescent 
- Snowdrift 

Xtra-grip:

- Onyx 
- Neptune 
- Umber 
- Graphite 
- Quarry 
- Concrete 
- Ochre 
- Surf 
- Pumice 
- Bamboo 
- Frost 
- Ivory 
- Platinum 





Xtra-grip Plus:

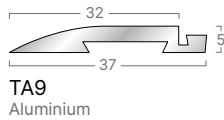
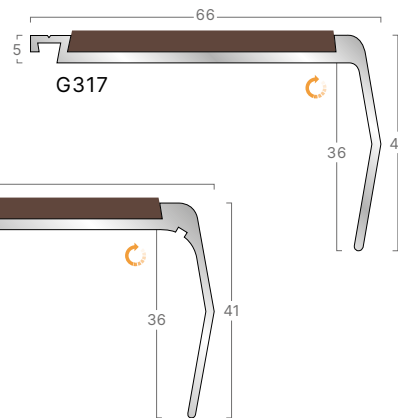
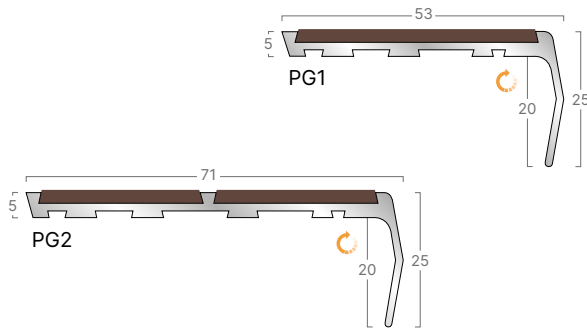
- Asphalt 
- Shark 
- Bark 
- Mercury 
- Smoke 
- Dusk 
- Citrine 
- Air 
- Sandstone 
- Prairie 
- Calcite 
- Fossil 
- Lunar 

Interior Grained:

- Black 
- Brown 
- Granite 
- Dove 

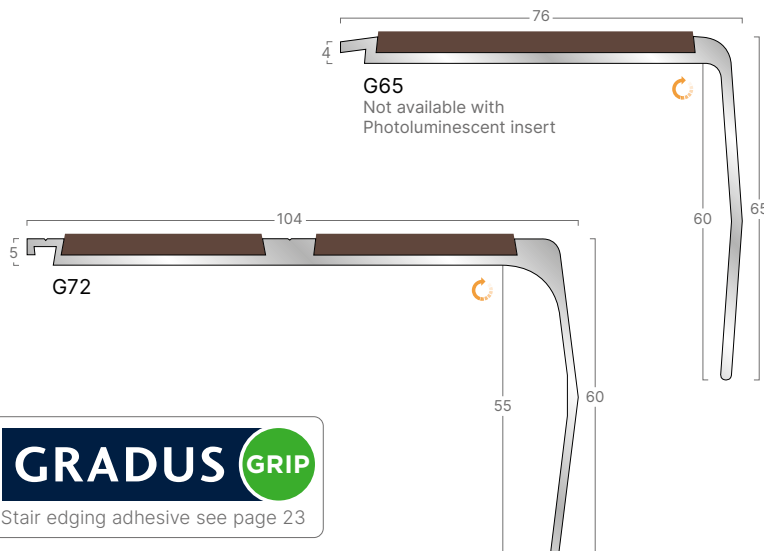
Standard Exterior:

- Tornado 
- Sandstorm 
- Hurricane 
- Blizzard 



TA9
Aluminium

Use TA9 to create a ramp back for G range stair edgings see page 82




Traditional - Aluminium G Range

Channel & Insert options

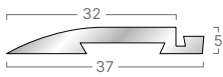
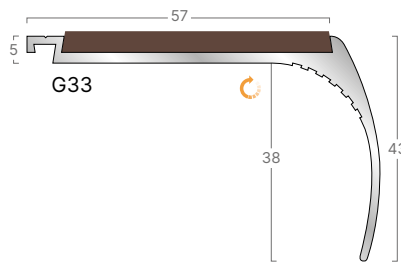
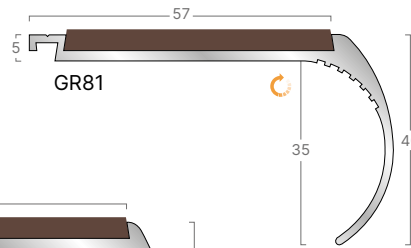
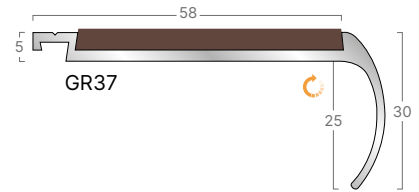
- > All Traditional Aluminium G Range profiles available with a choice of Interior, Xtra-grip, Xtra-grip Plus, Interior Grained and Standard Exterior insert

Gauge options

- > 5mm - typically used with LVT, carpet or resilient flooring with bevelled underlay (see page 82) in heavy use areas

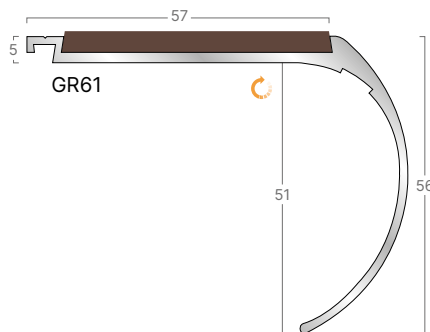
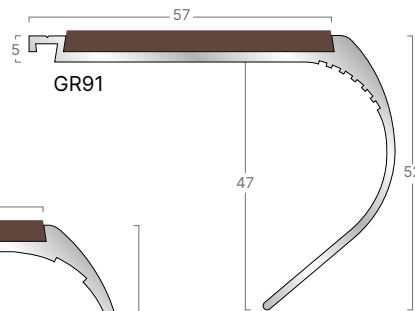


GR81
shown with Aluminium channel
and Interior Coffee insert



TA9
Aluminium

Use TA9 to create a ramp back for G range stair edgings see page 82



Visit: www.gradus.com
for full details



Dimensions shown are nominal
Illustrations are 70% size in mm




Profile can be curved subject
to approval of template






















Channel options:


Insert options:

Metal Finish:

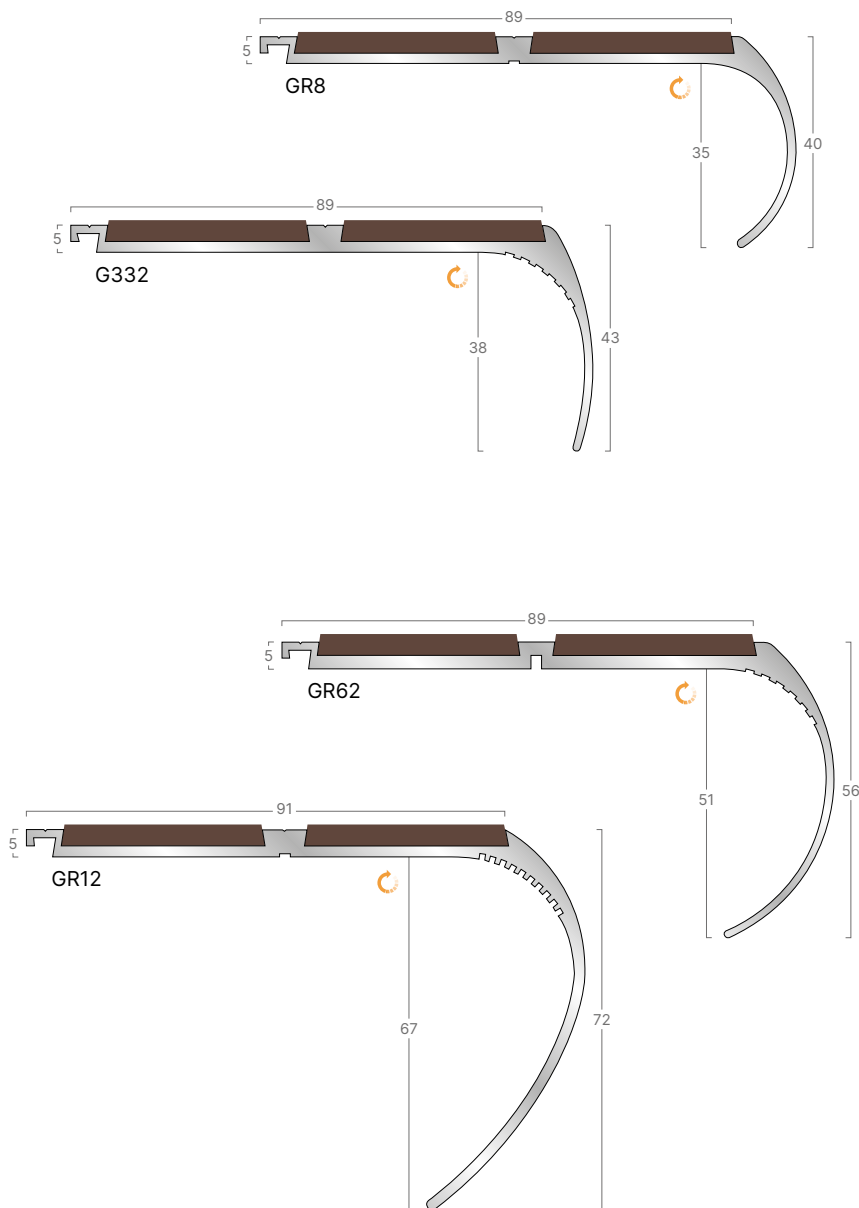
Aluminium 

Interior:






- Jet 
- Ink 
- Midnight 
- Burgundy 
- Evergreen 
- Coffee 
- Ocean 
- Lead 
- Cloud 
- Steel 
- Linen 
- Glacier 
- Wisp 
- Sky 
- Clay 
- Jade 
- Canvas 
- Buttercup 
- Poppy 
- Photoluminescent 
- Snowdrift 








G332 shown with Aluminium channel and Interior Coffee insert



Xtra-grip:

- Onyx 
- Neptune 
- Umber 
- Graphite 
- Quarry 
- Concrete 
- Ochre 
- Surf 
- Pumice 
- Bamboo 
- Frost 
- Ivory 
- Platinum 





Xtra-grip Plus:

- Asphalt 
- Shark 
- Bark 
- Mercury 
- Smoke 
- Dusk 
- Citrine 
- Air 
- Sandstone 
- Prairie 
- Calcite 
- Fossil 
- Lunar 


Interior Grained:

- Black 
- Brown 
- Granite 
- Dove 

Standard Exterior:

- Tornado 
- Sandstorm 
- Hurricane 
- Blizzard 



 On average, the aluminium we source contains 75% recycled material


Traditional - Aluminium CT Range

Channel & Insert options

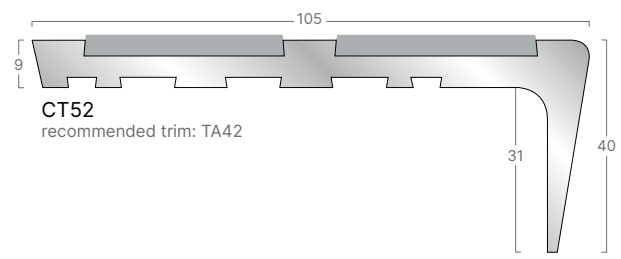
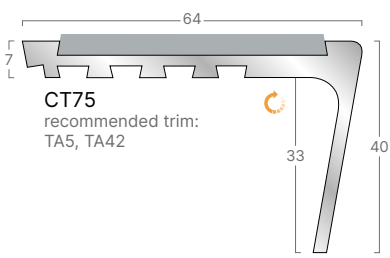
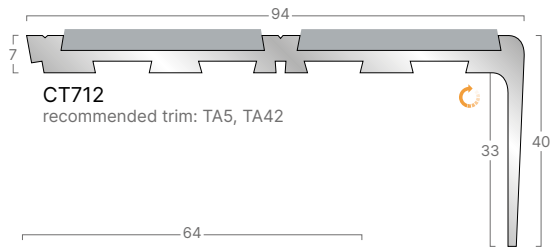

- > All Traditional Aluminium CT Range profiles available with a choice of Interior, Xtra-grip, Xtra-grip Plus, Interior Grained and Standard Exterior insert

Gauge options

- > 7mm - 9mm - typically used with LVT, carpet, wood, ceramics and other heavy duty floorcoverings




CT712
shown with Aluminium channel
and Interior Steel insert



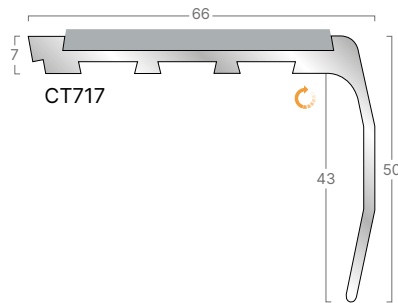
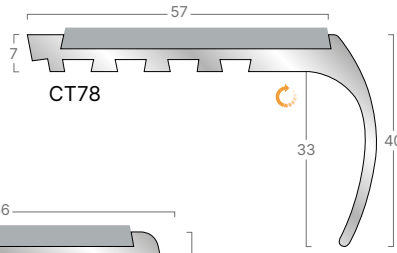
Visit: www.gradus.com
for full details

Dimensions shown are nominal
Illustrations are 70% size in mm

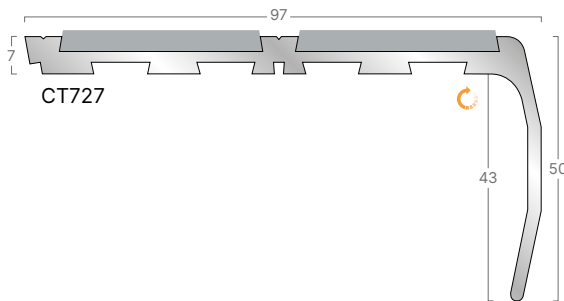
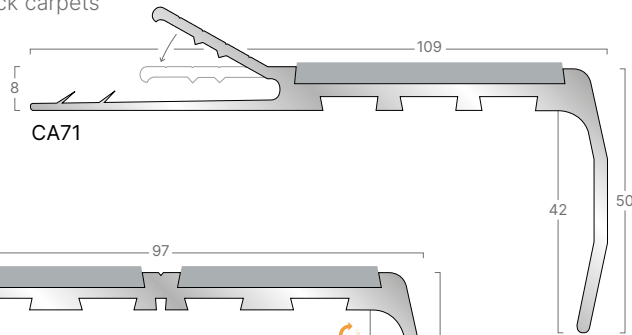
Profile can be curved subject
to approval of template



CT717
shown with Aluminium channel
and Interior Steel insert



Stair edging with integral nap
trim for woven-back carpets



Channel options:

Metal Finish:

Aluminium

Insert options:

Interior:

- Jet
- Ink
- Midnight
- Burgundy
- Evergreen
- Coffee
- Ocean
- Lead
- Cloud
- Steel
- Linen
- Glacier
- Wisp
- Sky
- Clay
- Jade
- Canvas
- Buttercup
- Poppy
- Photoluminescent
- Snowdrift

Xtra-grip:

- Onyx
- Neptune
- Umber
- Graphite
- Quarry
- Concrete
- Ochre
- Surf
- Pumice
- Bamboo
- Frost
- Ivory
- Platinum

Xtra-grip Plus:

- Asphalt
- Shark
- Bark
- Mercury
- Smoke
- Dusk
- Citrine
- Air
- Sandstone
- Prairie
- Calcite
- Fossil
- Lunar

Interior Grained:

- Black
- Brown
- Granite
- Dove


Standard Exterior:

- Tornado
- Sandstorm
- Hurricane
- Blizzard



On average, the aluminium we source contains 75% recycled material

Traditional - PVC-u Hardnose™ - Satin Finish


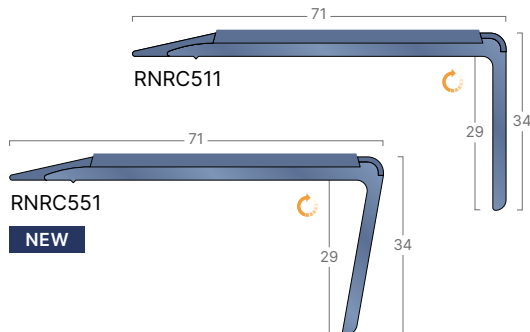


Channel & Insert options

- > All Traditional PVC-u Hardnose Satin Finish profiles available with a choice of Interior, Xtra-grip, Xtra-grip Plus and Interior Grained insert

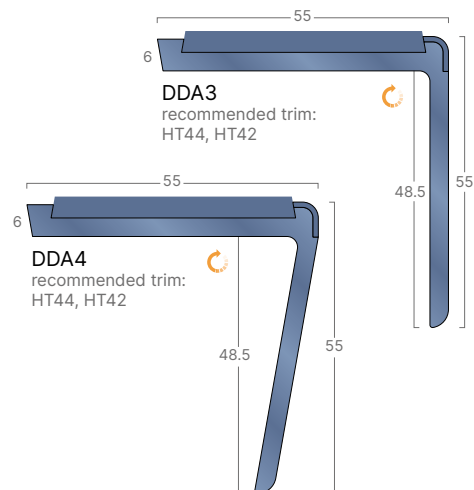
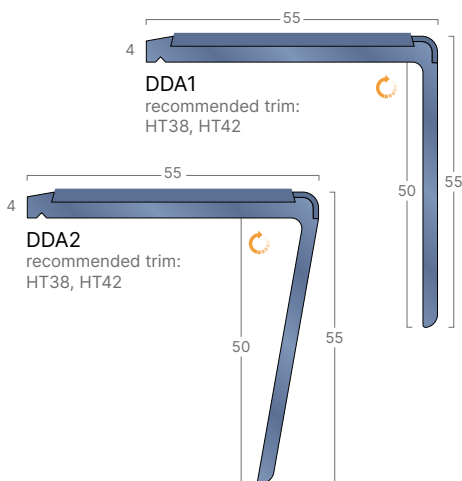
Gauge options

- > Ramp - typically used with LVT, resilient flooring or where no surface floorcoverings are used
- > 3mm - typically used with LVT or resilient flooring
- > 4mm - 5mm - typically used with carpet, LVT or resilient flooring with bevelled underlay (see page 82) in heavy use areas
- > 6mm - 7mm - typically used with carpet



DDA + RNRC profiles feature an extended insert design to provide additional slip-resistance around the leading edge of the stair edging.

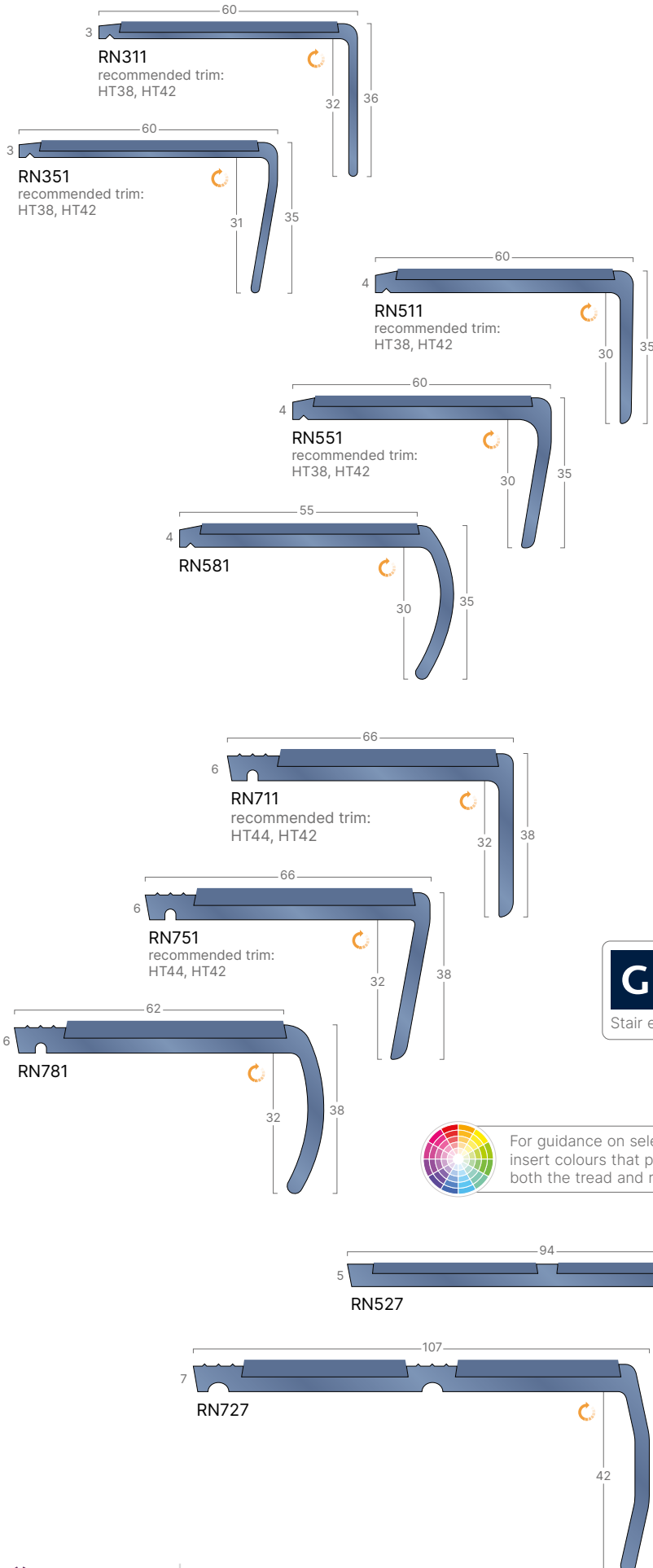
DDA profiles are available with 55mm treads and 55mm risers to meet ADM 2015, ADK 2013, BS 8300-2:2018, BS 9266:2013 and BS 5395 guidelines.



Visit: www.gradus.com for full details

Dimensions shown are nominal
Illustrations are 70% size in mm

Profile can be curved subject to approval of template



Channel options:

PVC-u Channel:

All profiles:

- Black
- Ink
- Granite
- Glacier
- Buttercup

DDA profiles also available in:

- Brown
- Bluebell
- Evergreen
- Dove
- Canvas
- Snowdrift

RN profiles also available in:

- Brown
- Midnight
- Bluebell
- Evergreen
- Dove
- Burgundy
- Linen
- Canvas
- Snowdrift

Insert options:

Interior:

- Jet
- Ink
- Midnight
- Burgundy
- Evergreen
- Coffee
- Ocean
- Lead
- Cloud
- Steel
- Linen
- Glacier
- Canvas
- Buttercup
- Poppy
- Photoluminescent
- Snowdrift

Xtra-grip:

- Onyx
- Neptune
- Umber
- Graphite
- Quarry
- Concrete
- Ochre
- Surf
- Pumice
- Bamboo
- Frost

Xtra-grip Plus:

- Asphalt
- Shark
- Bark
- Mercury
- Smoke
- Dusk
- Citrine
- Air
- Sandstone
- Prairie
- Calcite

Interior Grained:

- Black
- Brown
- Granite
- Dove



For guidance on selecting matching channel and insert colours that provide visual contrast on both the tread and riser, see pages 199-201.

Traditional - PVC-u Hardnose™ - Metallic Finish

Gauge options





- > 4mm - typically used with LVT, carpet or resilient flooring with bevelled underlay (see page 82) in heavy use areas
- > 6mm - typically used with carpet

Channel & Insert options

- > All Traditional PVC-u Hardnose Metallic Finish profiles available with a choice of Interior, Xtra-grip, Xtra-grip Plus and Interior Grained insert






Channel options:

PVC-u Channel:












- Burnt Almond 
- Doubloon 
- Silver 
- Zinc 

Insert options:












Interior:

- Jet 
- Ink 
- Midnight 
- Burgundy 
- Evergreen 
- Coffee 
- Ocean 
- Lead 
- Cloud 
- Steel 
- Linen 
- Glacier 
- Canvas 
- Buttercup 
- Poppy 
- Photoluminescent 
- Snowdrift 





Xtra-grip:

- Onyx 
- Neptune 
- Umber 
- Graphite 
- Quarry 
- Concrete 
- Ochre 
- Surf 
- Pumice 
- Bamboo 
- Frost 

Xtra-grip Plus:

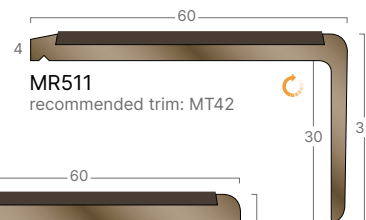
- Asphalt 
- Shark 
- Bark 
- Mercury 
- Smoke 
- Dusk 
- Citrine 
- Air 
- Sandstone 
- Prairie 
- Calcite 

Interior Grained:

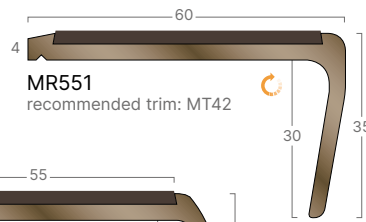
- Black 
- Brown 
- Granite 
- Dove 



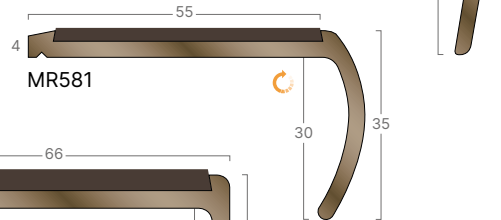
MR581 shown with PVC-u Burnt Almond channel and Interior Coffee insert




MR511 recommended trim: MT42



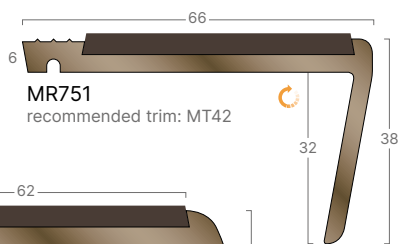
MR551 recommended trim: MT42




MR581



MR711 recommended trim: MT42



MR751 recommended trim: MT42



MR781



Visit: www.gradus.com for full details

Dimensions shown are nominal
Illustrations are 70% size in mm

Profile can be curved subject to approval of template

Traditional - Chrome



Choice of Interior, Xtra-grip, Xtra-grip Plus and Interior Grained inserts. Example shown with Interior insert.




Channel & Insert options

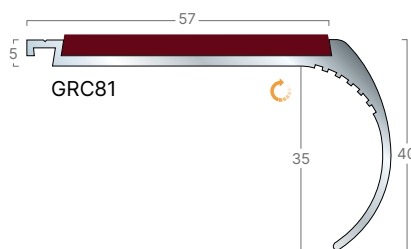
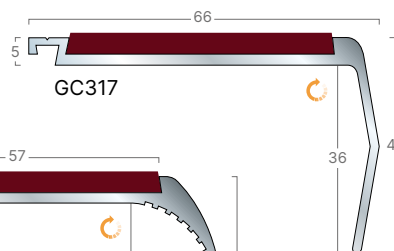
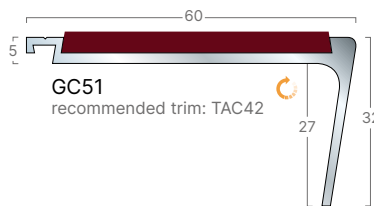
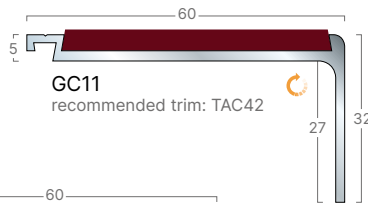
- > All Traditional Chrome profiles available with a choice of Interior, Xtra-grip, Xtra-grip Plus and Interior Grained insert
- > Available cut to finished length only. Maximum continuous length 1.5m

Gauge options

- > 5mm - typically used with carpet, LVT and resilient flooring with bevelled underlay (see page 82) in heavy use areas



GC317 shown with Chrome channel and Interior Burgundy insert



Channel options:

Metal Finish:

Chrome Finish Aluminium 

Insert options:

See page opposite

Elite™ Stair Edgings


Elite - stair edgings feature bronze or aluminium channels and slip-resistant inserts that are supplied separately. The insert is fitted once the channel has been secured, this eliminates the need for screw head cover plugs.

Used in conjunction with floorcoverings from all major manufacturers.


Suitable for all interior commercial applications.

Information

- > For guidance on the correct selection of stair edgings and inserts see pages 21-25
- > For larger colour swatches, Light Reflectance Values (LRVs) and NCS references see pages 27-29



Elite Stair Edgings - Key Features across the range



Elite Aluminium



Elite Bronze

Elite™ - Aluminium



Channel & Insert options

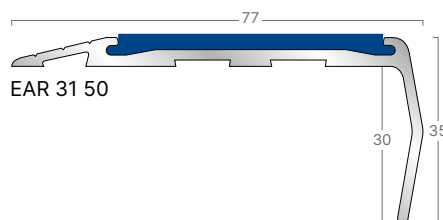
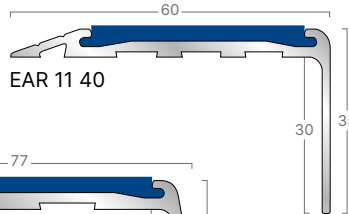
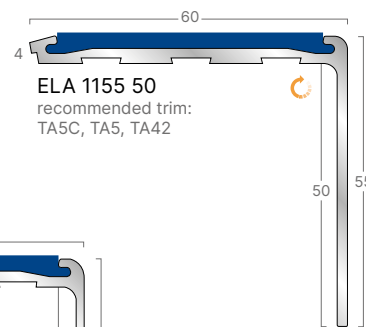
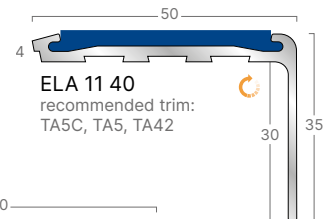
- > All Elite Aluminium profiles available with a choice of Interior insert

Gauge options

- > Ramp - typically used with LVT, resilient flooring or where no surface floorcoverings are used
- > 3mm - 4mm - typically used with carpet, LVT and resilient flooring with bevelled underlay (see page 82) in heavy use areas



ELA 11 40 shown with Aluminium channel and Interior Midnight insert



Visit: www.gradus.com for full details



Dimensions shown are nominal
Illustrations are 70% size in mm




Profile can be curved subject to approval of template




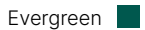
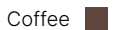
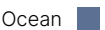





Channel options:

Insert options:

Metal Finish:

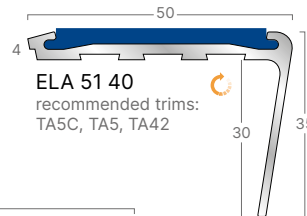
Aluminium 

Interior:

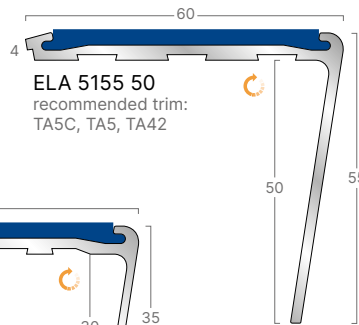
- Jet 
- Ink 
- Midnight 
- Burgundy 
- Evergreen 
- Coffee 
- Ocean 
- Lead 
- Cloud 
- Steel 
- Linen 
- Glacier 
- Canvas 
- Buttercup 
- Poppy 
- Snowdrift 



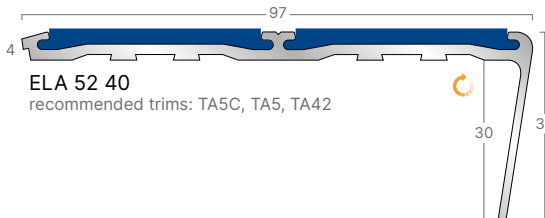
ELA 32 40
shown with Aluminium channel
and Interior Midnight insert



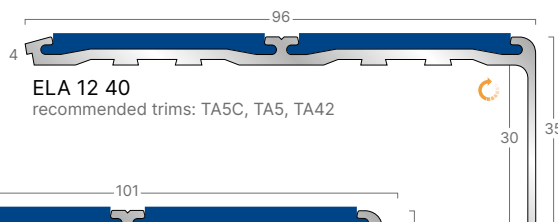
ELA 51 40
recommended trims:
TA5C, TA5, TA42



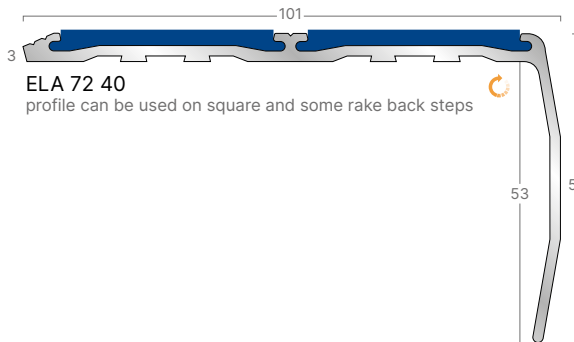
ELA 5155 50
recommended trim:
TA5C, TA5, TA42



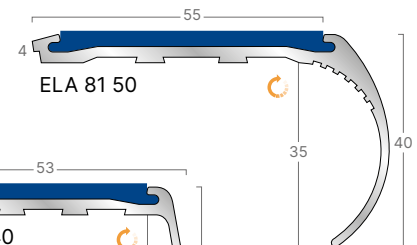
ELA 52 40
recommended trims: TA5C, TA5, TA42



ELA 12 40
recommended trims: TA5C, TA5, TA42



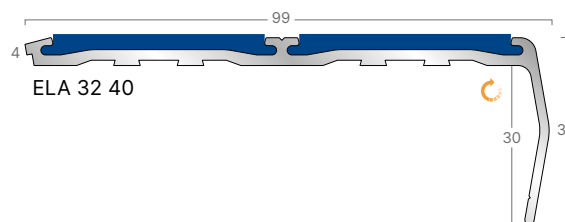
ELA 72 40
profile can be used on square and some rake back steps



ELA 81 50



ELA 31 40




ELA 32 40

Elite Insert is supplied separately from the channel and must be specified separately.

The final 2 digits in the profile code indicate the width of insert required. ELINS40 (40mm), ELINS50 (50mm).




 On average, the aluminium we source contains 75% recycled material

Elite™ - Aluminium

Channel & Insert options

- > All Elite Aluminium profiles available with a choice of Interior insert



ELA 117 50
shown with Aluminium channel
and Interior Midnight insert

Gauge options

- > 6mm - typically used with carpet, LVT and resilient flooring with bevelled underlay (see page 82) in heavy use areas
- > 7mm - 10mm - typically used with carpet tiles with a pre-bonded underlay

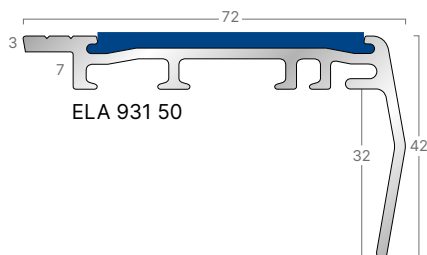
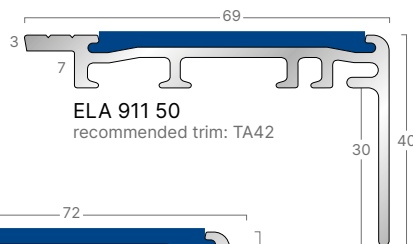

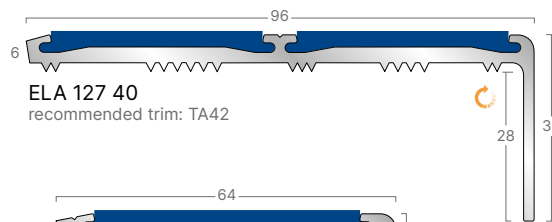

Channel options:

Metal Finish:

Aluminium

Insert options:

See page opposite



ELA91150 and ELA93150 for use with carpet tiles with a pre-bonded underlay



Visit: www.gradus.com
for full details



Dimensions shown are nominal
Illustrations are 70% size in mm



Profile can be curved subject
to approval of template

Elite™ - Bronze



Channel & Insert options

- > All Elite Bronze profiles available with a choice of Interior insert

Gauge options

- > 4mm - typically used with carpet, LVT and resilient flooring with bevelled underlay (see page 82) in heavy use areas



ELB 31 40 shown with Polished Bronze channel and Interior Evergreen insert


Channel options:

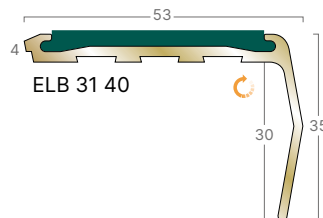
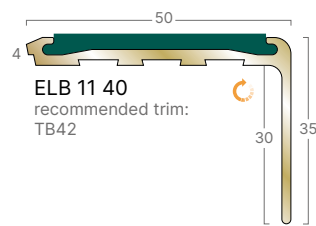
Metal Finish:

Polished Bronze 

Insert options:

Interior:

- Jet 
- Ink 
- Midnight 
- Burgundy 
- Evergreen 
- Coffee 
- Ocean 
- Lead 
- Cloud 
- Steel 
- Linen 
- Glacier 
- Canvas 
- Buttercup 
- Poppy 
- Snowdrift 



Elite Insert is supplied separately from the channel and must be specified separately.

The final 2 digits in the profile code indicate the width of insert required.
ELINS40 (40mm),
ELINS50 (50mm).

Trans-Edge® - Stair Edgings

Trans-Edge - heavy-duty aluminium stair edgings incorporating an extremely durable, slip-resistant insert material.

Selected TEX stair edgings can also be used with tread plates and sheet material - see pages 72-73.

Suitable for external and internal applications such as motorway foot bridges, railway stations, airports, sports stadia and heavy industry.

Information


- > For guidance on the correct selection of stair edgings and inserts see pages 21-25
- > Available in cut lengths up to 2750mm and available drilled on request (surcharge applies)
- > For larger colour swatches, Light Reflectance Values (LRVs) and NCS references see pages 27-29



Trans-Edge® - TEX Range

Gauge options

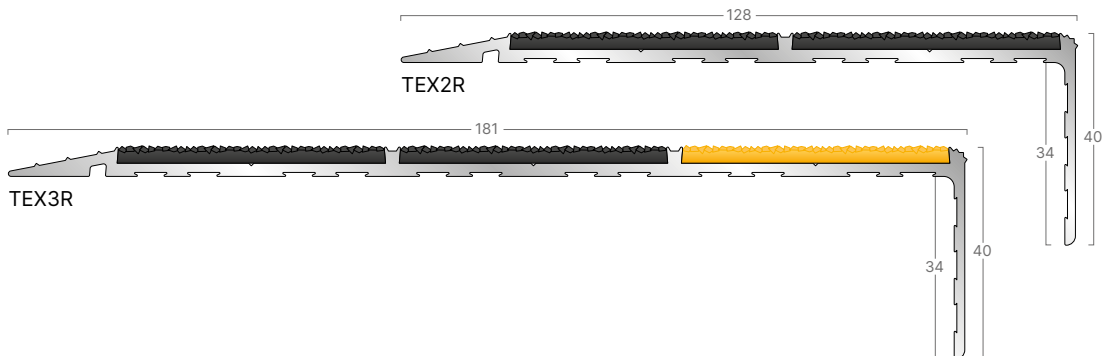
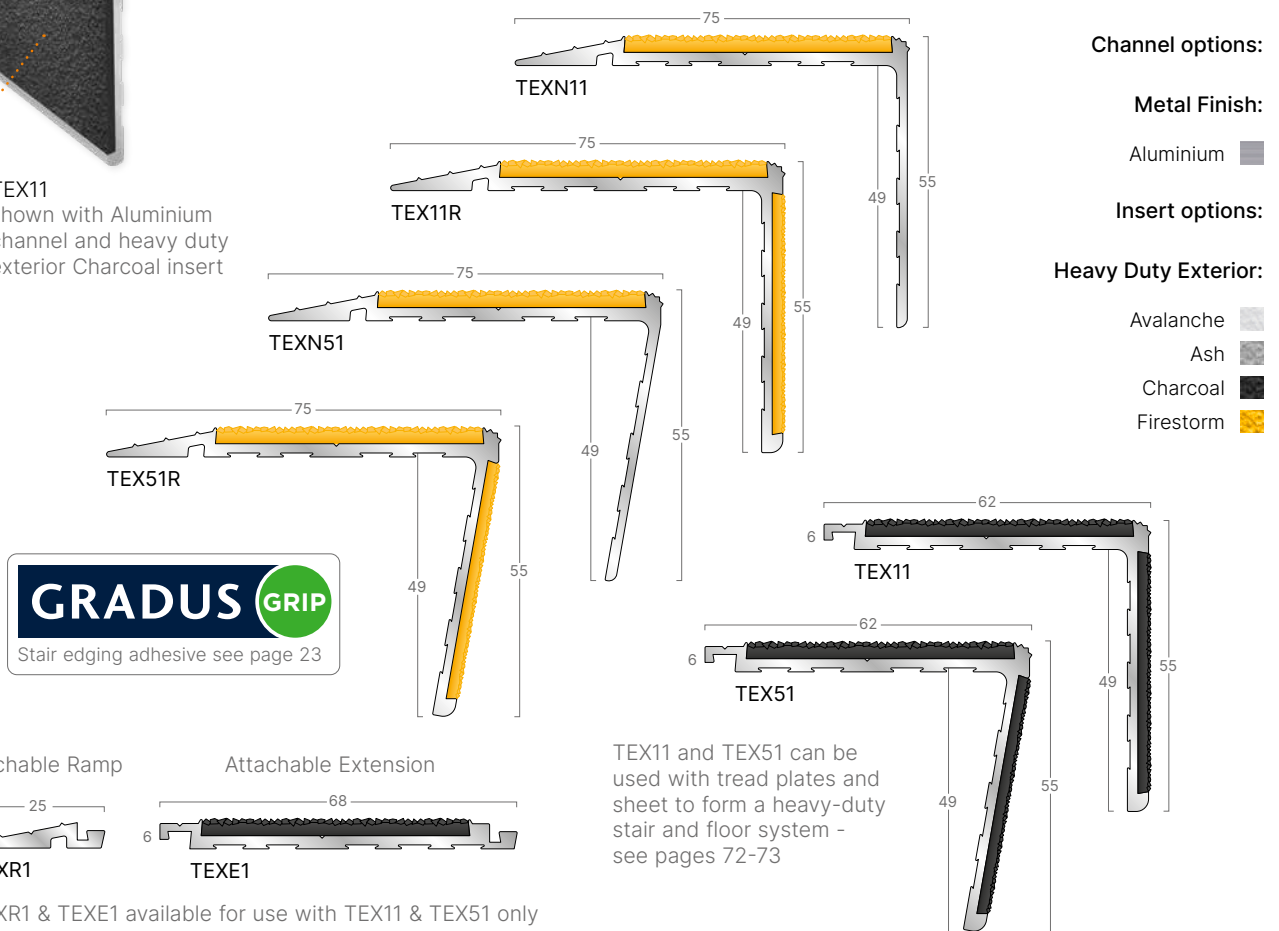
- > Ramp back profiles to be surface mounted onto substrate
- > Flat back profiles can be set into the substrate in-situ or can be butt jointed to an existing floor finish



TEX11 shown with Aluminium channel and heavy duty exterior Charcoal insert

Installation Advice

- > TEX3R - There should be at least 30 points LRV difference between the front insert and the surrounding floorcovering – see page 29 for LRVs. The remaining inserts must always be a different colour to the front insert and ideally match the surrounding floorcovering
- > TEXE1 - Multiple pieces of TEXE1 can be joined together to increase slip-resistance along the tread depth. When using two or more TEXE1, these should be a contrasting colour to the stair edging insert
- > Factory bonded inserts with visible fixings. Installed using adhesive and stainless steel screws (fixings not supplied)



Trans-Edge® - Stair & Floor System


Trans-Edge - heavy-duty stair & floor system offers a hard-wearing solution to help reduce the risk of slips and trips in the most demanding environments.

The system combines stair edgings and tread plates for use on stairs and sheet material for use on landings and walkways to provide a slip-resistant flooring solution.

Suitable for external and internal applications across both new build and refurbishment projects.

Information

- > For guidance on the correct selection of stair edgings and inserts see pages 21-25
- > For larger colour swatches, Light Reflectance Values (LRVs) and NCS references see pages 27-29




Trans-Edge[®] - Tread Plate & Sheet

Tread Plates, Sheet and Stair Edgings

- > Tread plates (TEXPL) are supplied cut to size (max length 2750mm). Available drilled on request (surcharge applies)
- > TEXSH (sheet) is supplied as sheet 1220mm x 2750mm or can be cut to size on request (surcharge applies). Must be drilled on site if required
- > TEX11 & TEX51 supplied in cut lengths up to 2750mm and available drilled on request (surcharge applies)

Installation Advice

- > Installed using adhesive and stainless steel screws (fixings not supplied/screw head covers not available)
- > Stair edging insert colours for TEX11 and TEX51 should be selected to provide a 30 point LRV difference with the tread plate



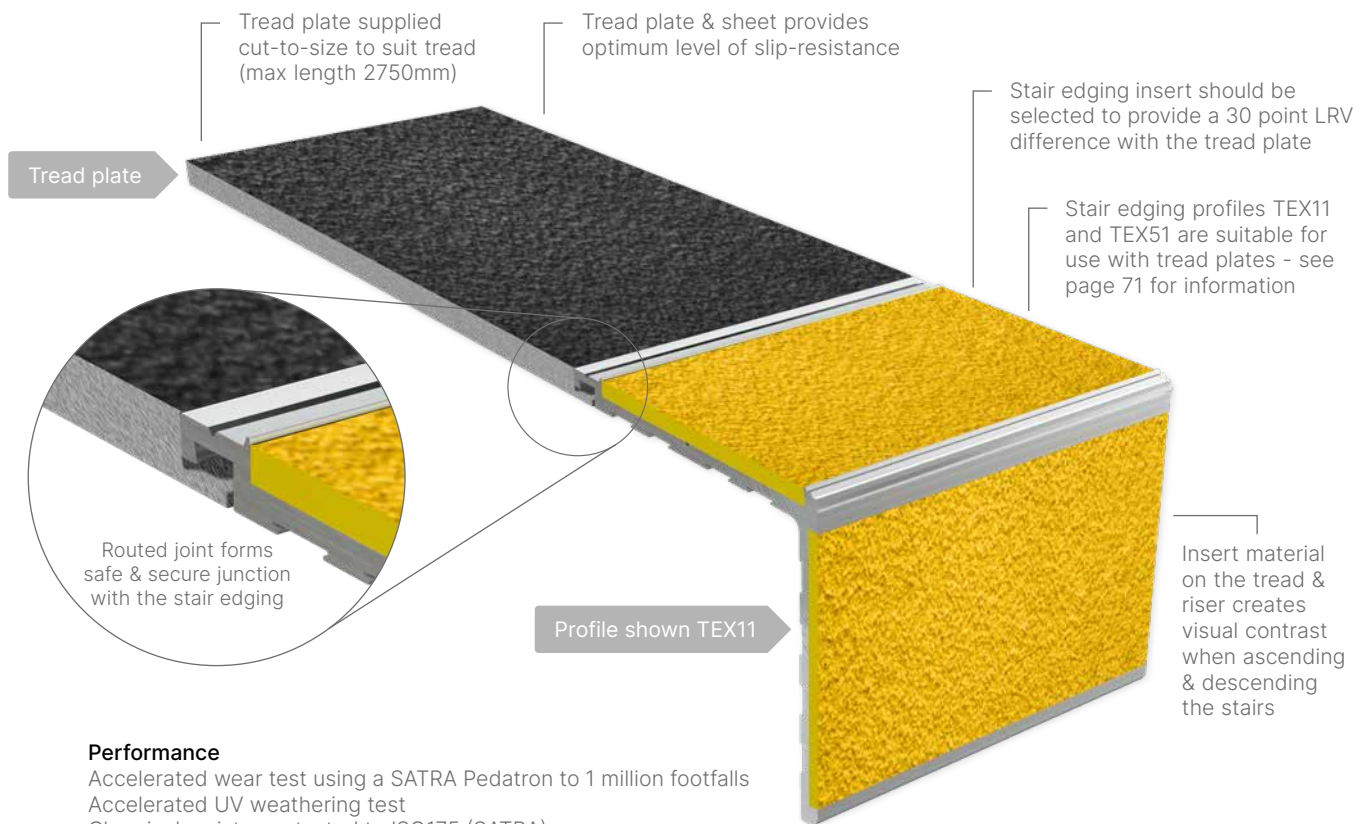

TEXPL & TEXSH:

Charcoal

For stair edging colour availability see page 71

Edging Ramp

- > TEXCR1 is an aluminium edging strip used to provide a neat edge to sheet when used on landings and walkways
- > Supplied cut to size (max length 2750mm) and available drilled on request (surcharge applies)



Performance

Accelerated wear test using a SATRA Pedatron to 1 million footfalls
 Accelerated UV weathering test
 Chemical resistance tested to ISO175 (SATRA)



Visit: www.gradus.com
 for full details



Dimensions shown are nominal
 Illustrations are 70% size in mm



NBS Source
 PARTNER

Flexible pvc Stair Edgings

Flexible pvc - a range of one-piece, flexible pvc, slip-resistant stair edgings.

Typically used with resilient flooring.

Recommended for interior dry conditions on escape stairs and in other light traffic areas.

Information

- > Supplied in 2.75m and 3.20m stock lengths
- > For larger colour swatches, Light Reflectance Values (LRVs) and NCS references see page 27



Gauge options

- > Recommended for light traffic e.g. escape stairs. Typically used with LVT or resilient flooring.


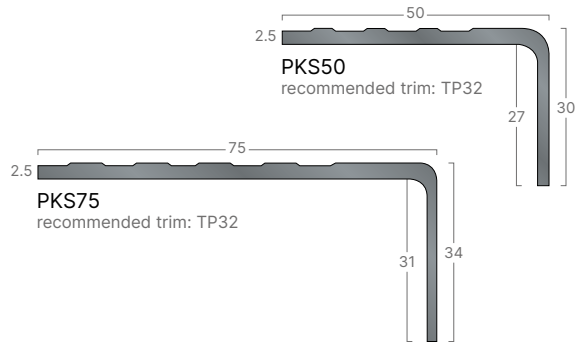
Channel options:

PVC-u Channel:

- Black
- Brown
- Granite
- Dove
- Snowdrift



PKS50 shown with one-piece slip-resistant pvc stair edging in Granite



Visit: www.gradus.com for full details

Dimensions shown are nominal
Illustrations are 70% size in mm

Guide to Stair Trims & Welded Corners

Description

Welded corners are designed to form a neat and attractive edge around the open end of a step by concealing the edge of the floorcovering and stair edging.

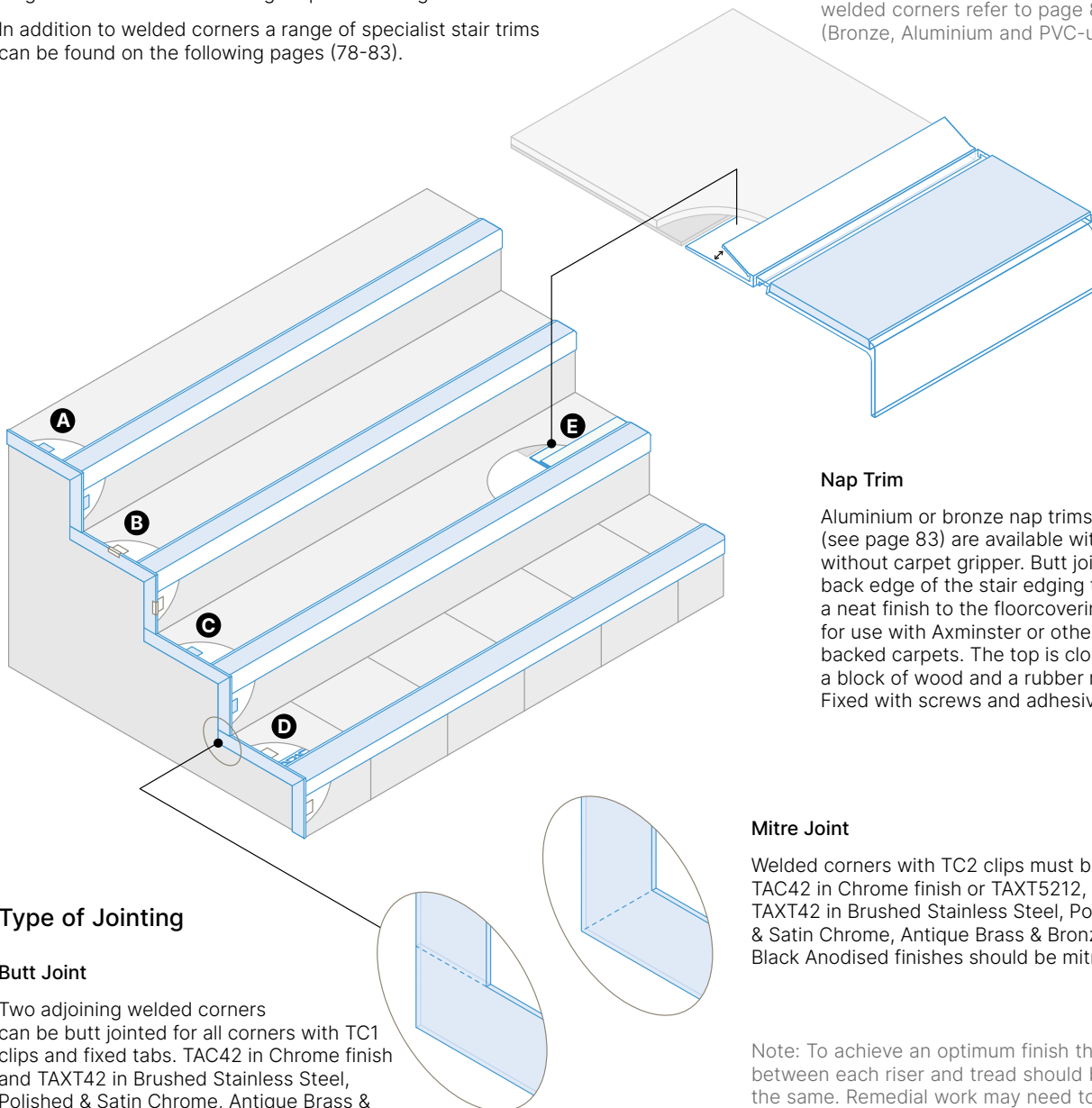
Welded corners are supplied pre-welded to suit the angle between the riser and tread of the step (78°- 90°). They are available in a variety of gauges to suit different floorcoverings. Welded corners are available with either a fixed flange or separate fixing clips as shown on the opposite page. When selecting the appropriate welded corner, the thickness of the screed, the floorcovering and the combined thickness of the stair edging riser and floorcovering must be considered to ensure a neat finish. Profiles are also available in longer lengths to be used as trimming strips on landings etc.

In addition to welded corners a range of specialist stair trims can be found on the following pages (78-83).



XT range

For details on XT side trims and welded corners refer to page 80 (Bronze, Aluminium and PVC-u Hardnose)



Type of Jointing

Butt Joint

Two adjoining welded corners can be butt jointed for all corners with TC1 clips and fixed tabs. TAC42 in Chrome finish and TAXT42 in Brushed Stainless Steel, Polished & Satin Chrome, Antique Brass & Bronze and Black Anodised finishes should be mitre jointed.

Nap Trim

Aluminium or bronze nap trims (see page 83) are available with or without carpet gripper. Butt joint to the back edge of the stair edging to form a neat finish to the floorcovering. Ideal for use with Axminster or other woven backed carpets. The top is closed using a block of wood and a rubber mallet. Fixed with screws and adhesive.

Mitre Joint

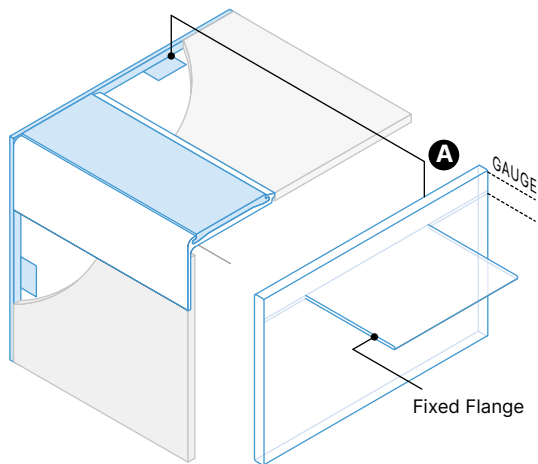
Welded corners with TC2 clips must be mitred. TAC42 in Chrome finish or TAXT5212, TAXT523, TAXT42 in Brushed Stainless Steel, Polished & Satin Chrome, Antique Brass & Bronze and Black Anodised finishes should be mitre jointed.

Note: To achieve an optimum finish the angle between each riser and tread should be the same. Remedial work may need to be undertaken prior to installation to achieve this.

4 Designs to Choose From

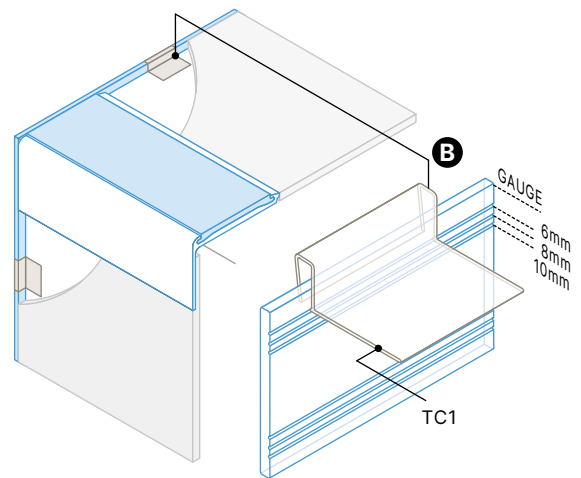
Welded Corner with Fixed Flange

Welded corners are fabricated using a trimming strip of the correct gauge to suit the thickness of the floorcovering. Different types of trimming strip can be combined on the tread and riser to accommodate the combined thickness of the floorcovering and riser of the stair edging e.g. TA5B (tread)/TA5 (riser). Welded corners are fixed with a proprietary cartridge adhesive. Note: the use of a latex screed to disguise the fixing flange may be required when using vinyl or linoleum (see page 78).



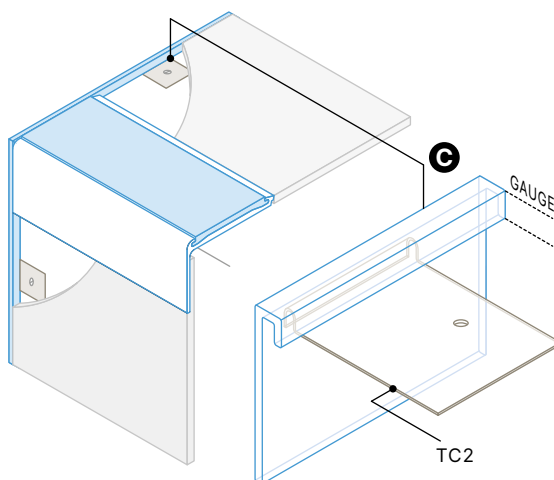
Welded Corner with TC1 Clips

HT42, HXT42, MT42, TA42, TAC42 and TAXT42 all use the TC1 clip which is adjustable to provide an upstand of 6mm, 8mm or 10mm on the tread or riser. TBXT42 also uses TC1 clip which is adjustable to provide an upstand of 3.5mm, 5.5mm, 8mm & 10mm. The clip is positioned in one of the grooves using two clips per tread and one per riser and the side trim is then fixed on with proprietary cartridge adhesive. When this has cured the clip is removed. Different clip positions can be used on the tread and riser to allow for the combined thickness of the floorcovering and riser of the stair edging (see page 79).



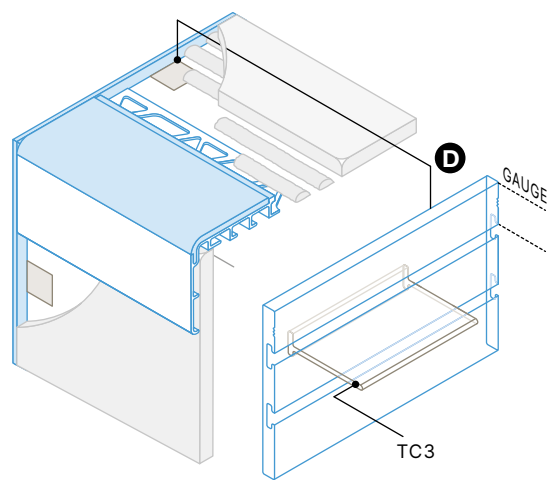
Welded Corner with TC2 Clips

TA50 and TA66 all use the TC2 clip which is made from spring steel and is used in approximately the same positions as TC1 but is left in position after the proprietary cartridge adhesive cures (see page 79).



Welded Corner with TC3 Clips

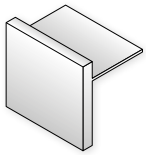
TAXT5212 and TAXT523 utilise aluminium TC3 clips that slide on to the profile using the locating grooves to form the flange. The clips provide a gauge of either 10mm, 12.5mm or 15mm to work with CXT1, CXT2 or CXT3 stair edgings. The TC3 fixing clips (tabs) remain in place once the side trim has been installed (see page 80).



FREE

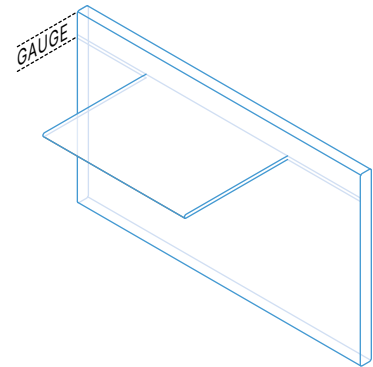
Gradus Accessories offers a **Free Measuring & Templating Service** for stair edgings to ensure optimum product selection. Contact Technical Support on 01625 428922 to request your measure (terms and conditions apply).

Stair Trims



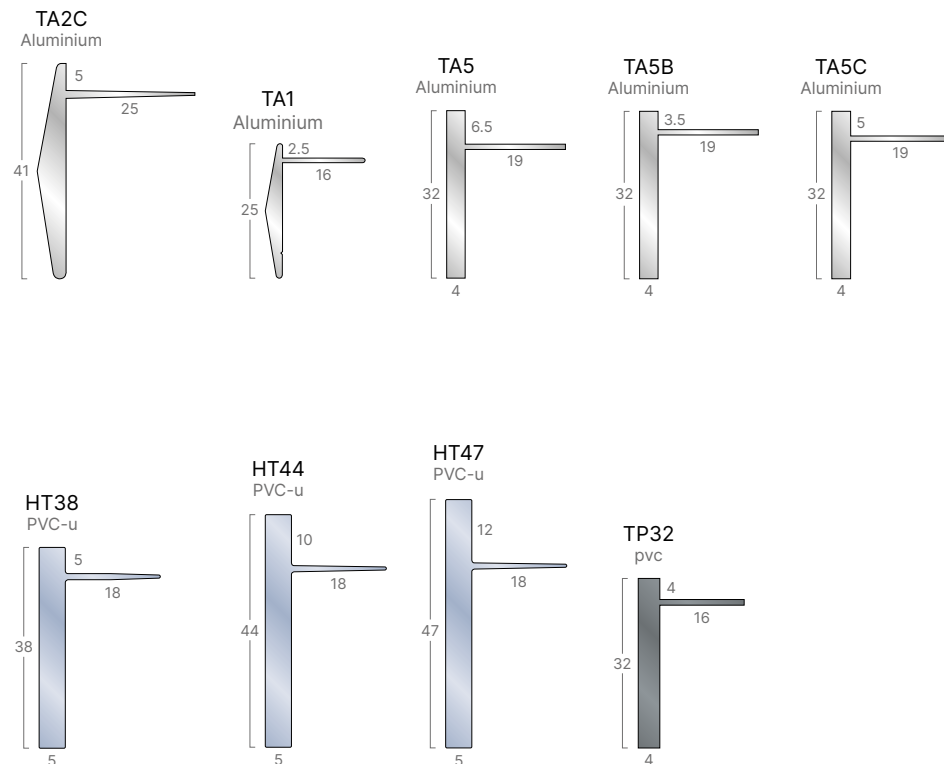
Welded Corners and Trimming Strips with Fixed Flange

Section	Gauge	Stock Lengths	78° – 90° LH or RH	83° & 90° Universal	Fixed Tabs	Site Join
TA1	2.5mm	2.75m	-	-	✓	-
TA2C	5mm	2.75m	-	-	✓	-
TA5	6.5mm	2.75m	✓	✓	✓	butt
TA5B*	3.5mm	2.75m	✓	✓	✓	butt
TA5C	5mm	2.75m	✓	-	✓	butt
TP32	4mm	2.75m	-	-	✓	butt
HT38	5mm	2.75m	✓	✓	✓	butt
HT44*	10mm	2.75m	✓	✓	✓	butt
HT47**	12mm	2.75m	-	-	✓	butt



*TA5B and HT44 can be supplied as TAXT5B and HXT44 - pre-formed welded corners with a rounded edge to complement the curved edge design of the XT stair edging profiles (see page 80).

**HT47 is only supplied as a pre-formed welded corner with a rounded edge to complement the curved edge design of the XT stair edging profiles - code HXT47 (see page 80).



Metals:

- Aluminium
- Chrome Finish Aluminium
- Polished Bronze

PVC-u (HT):

- Black
- Ink
- Brown
- Bluebell
- Granite
- Dove
- Glacier
- Canvas
- Buttercup
- Snowdrift

HT38, HT42 and HT44 also available in:

- Burgundy
- Evergreen
- Midnight
- Linen

HT42, HT44 and HT47 also available in:

- Clay
- Sky
- Jade
- Wisp

Metallic PVC-u (MT):

- Burnt Almond
- Zinc
- Doubloun
- Silver

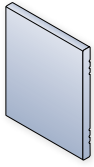
Flexible pvc (TP):

- Black
- Brown
- Granite
- Dove
- Snowdrift

Visit: www.gradus.com for full details

Dimensions shown are nominal
Illustrations are 70% size in mm

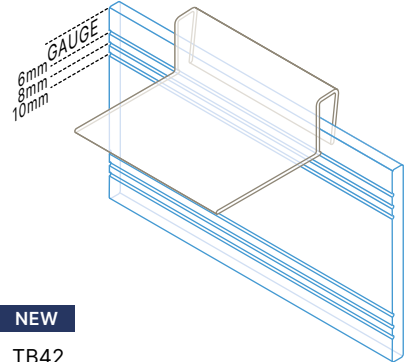
NBS Source
PARTNER



Welded Corners and Trimming Strips with TC1 Clips

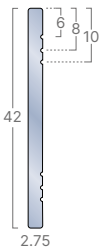
Section	Gauge	Stock Lengths	78° – 90° LH or RH	83° & 90° Universal	Fixing Clips	Site Join
HT42*	6-8-10mm	2.75m	✓	✓	TC1	butt
MT42	6-8-10mm	2.75m	✓	✓	TC1	butt
TA42*	6-8-10mm	2.75m	✓	✓	TC1	butt
TAC42	6-8-10mm	2.00m	✓	✓	TC1	mitre
TB42*	3.5-5.5-8-10mm	2.75m	✓	✓	TC1	butt

*HT42, TA42 and TB42 can be supplied as HXT42, TAXT42 and TBXT42 - a pre-formed welded corner with a rounded edge to complement the curved edge design of the XT stair edging profiles (see page 80).

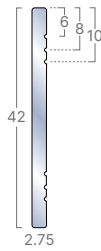


NEW

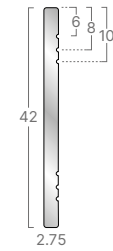
HT42
PVC-u



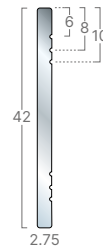
MT42
PVC-u Metallic



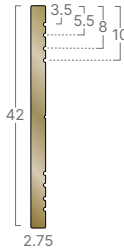
TA42
Aluminium



TAC42
Chrome Finish Aluminium

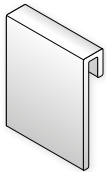
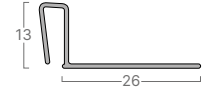


TB42
Bronze



TC1 clip

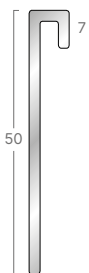
PVC-u



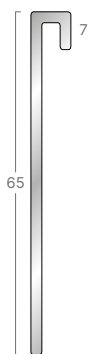
Welded Corners and Trimming Strips with TC2 Clips

Section	Gauge	Stock Lengths	78° – 90° LH or RH	Fixing Clips	Site Join
TA50	7mm	2.75m	✓	TC2	mitre
TA66	7mm	2.75m	✓	TC2	mitre

TA50
Aluminium

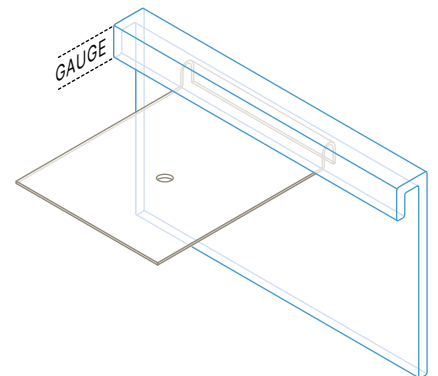


TA66
Aluminium



TC2 clip

Steel



FREE

Gradus Accessories offers a **Free Measuring & Templating Service** for stair edgings to ensure optimum product selection. Contact Technical Support on 01625 428922 to request your measure (terms and conditions apply).

Side Trims & Welded Corners for XT Stair Edgings



TAXT42 with contoured edge to provide a flush, neat finish to the stair edging profile

Gradus side trims TA42, TB42, TA5B, HT42, HT44 and HT47 can be ordered in straight lengths for on-site fabrication or can be supplied as pre-formed welded corners TAXT42, TBXT42, TAXT5B, HXT42, HXT44 and HXT47.

When ordered as TAXT42 / TBXT42 / TAXT5B / HXT42 / HXT44 / HXT47 the apex of the welded corner is contoured to a rounded edge to match the curved edge design of the XT stair edging profiles, providing a flush, neat finish.

TAXT42 and TBXT42 are available in a choice of matching finishes to complement XT Aluminium or XT Bronze stair edgings.

Aluminium (TAXT):

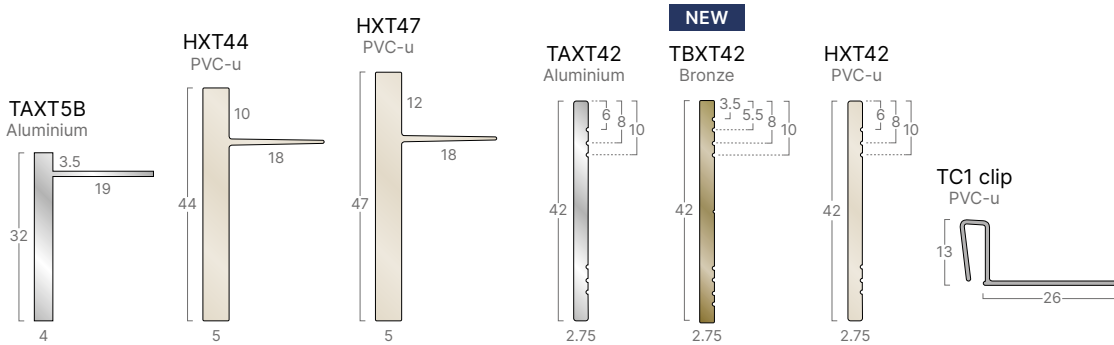
- Aluminium
- Brushed Stainless Steel
- Polished Chrome
- Satin Chrome
- Antique Brass
- Antique Bronze
- Black Anodised

Bronze (TBXT):

- Polished Bronze
- Satin Bronze

Welded Corners with Fixed Flange

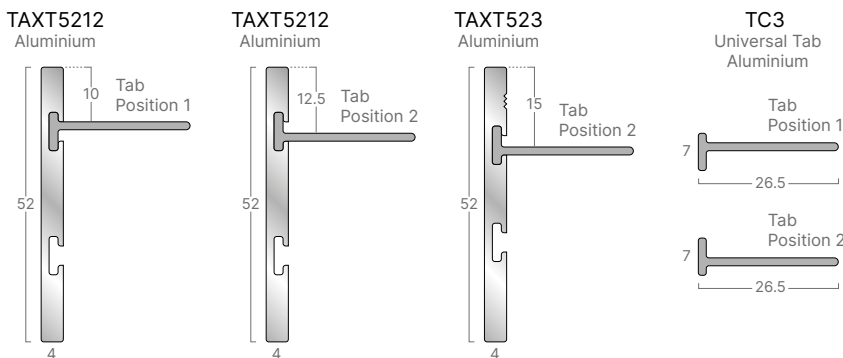
Welded Corners with TC1 Clips



PVC-u (HXT):

- Black
- Ink
- Brown
- Bluebell
- Granite
- Dove
- Glacier
- Clay
- Sky
- Canvas
- Jade
- Whisp
- Buttercup
- Snowdrift

Welded Corners with TC3 Clips



*Maximum lengths may vary subject to chosen finish

**TAXT42 with special finishes should be mitre jointed

Welded Corners

Trimming Strips

Section	Gauge (mm)	78° – 90° LH or RH	83° & 90° Universal	Fixing	Site Join	Trimming Strip for use on landings	Section ref.	Stock Lengths
TAXT5B	3.5	✓	✓	Fixed Tab	butt	TAXT5B can be supplied as stock lengths	TA5B	2.75m
HXT44	10	✓	✓	Fixed Tab	butt	HXT44 can be supplied as stock lengths	HT44	2.75m
HXT47	12	✓	✓	Fixed Tab	butt	HXT47 can be supplied as stock lengths	HT47	2.75m
TAXT42*	6-8-10	✓	✓	TC1 Clips	butt / mitre**	TAXT42 can be supplied as stock lengths	TA42*	2.75m
TBXT42	3.5-5.5-8-10	✓	✓	TC1 Clips	butt	TBXT42 can be supplied as stock lengths	TBXT42	2.75m
HXT42	6-8-10	✓	✓	TC1 Clips	butt	HXT42 can be supplied as stock lengths	HT42	2.75m
TAXT5212*	10-12.5	✓	-	TC3 Clips	mitre	TAXT5212 can be supplied as stock lengths	TAXT5212*	2.75m
TAXT523*	15	✓	-	TC3 Clips	mitre	TAXT523 can be supplied as stock lengths	TAXT523*	2.75m

Visit: www.gradus.com for full details

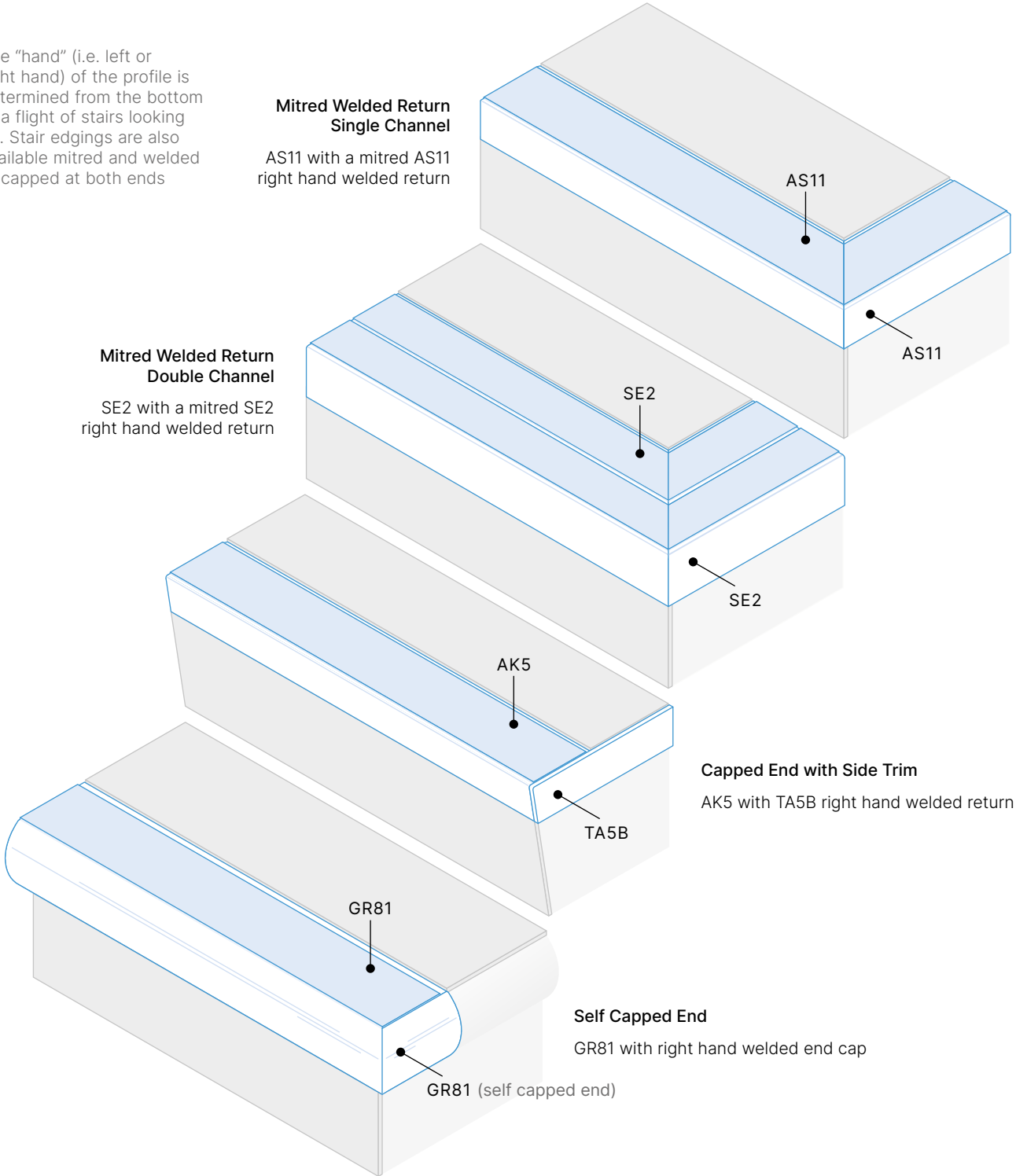
Dimensions shown are nominal Illustrations are 70% size in mm



Welded Returns & Capped Ends

Most stair edgings featured in the Gradus product range can be fabricated to form a neat finish to the open side(s) of the stair in the form of welded returns or capped ends. The diagram below illustrates some examples of the fabrications that are available.

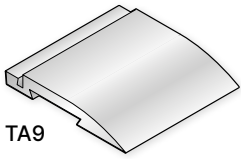
The “hand” (i.e. left or right hand) of the profile is determined from the bottom of a flight of stairs looking up. Stair edgings are also available mitred and welded or capped at both ends



FREE

Gradus Accessories offers a **Free Measuring & Templating Service** for stair edgings to ensure optimum product selection. Contact Technical Support on 01625 428922 to request your measure (terms and conditions apply).

Stair Trims



TA9

TA9 is an aluminium trimming strip used with G range stair edgings (see pages 54-57) to form a safe ramp where resilient or no floorcovering is used.

■ Aluminium

Edge Trims

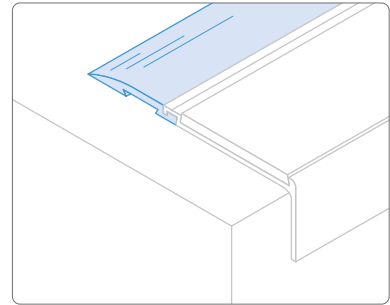
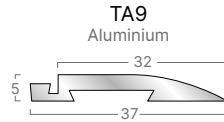


Diagram shows G11 (see page 54) with TA9 ramping strip providing a transition where no floorcovering is used.

TA6 is an aluminium trimming strip used to form a central run of resilient floorcovering on stairs and landings. It can also be used on the riser.

■ Aluminium

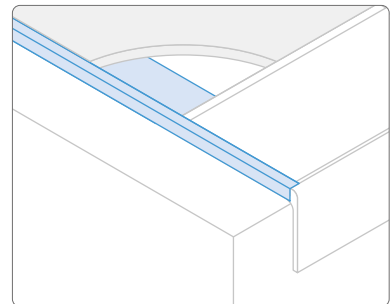
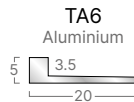
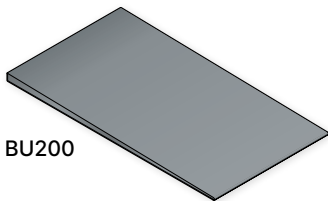


Diagram shows AS11 (see page 49) and TA6 trimming strip with a special on-site fabrication.

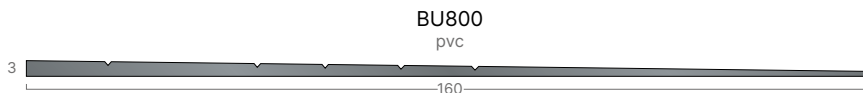


BU200

Bevelled underlay is a flexible pvc material used as a diminishing strip and is ideal for building up resilient floorcoverings for use with 5mm stair edgings. This is an ideal solution where a heavy-duty stair edging is required with a resilient floorcovering.

Grooves along the length of the underlay provide a straight cutting edge at points where the thickness gives ideal height adjustment. Bevelled underlay is fitted with a proprietary contact adhesive and it is advisable to feather the tapered edge with a thin layer of latex cement.

■ Black



Bevelled Underlay

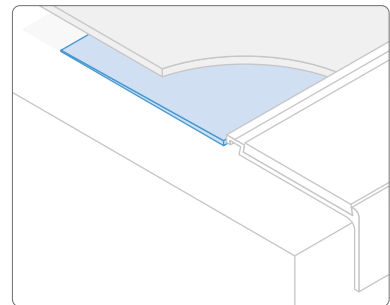



Diagram shows BU200 bevelled underlay being used to build up a 3.2mm linoleum to ensure a flush finish with the back edge of a G11 stair edging (5mm gauge - see page 54).



 BU profiles contain up to 50% recycled content



BCTXT15








Aluminium or bronze nap trims are available with or without carpet gripper. Butt joint to the back edge of the stair edging to form a neat finish to the floorcovering. Ideal for use where an Axminster or other woven backed carpet is used. The top is closed using a block of wood and/or rubber mallet. Fixed with screws and adhesive.

Bronze (BCTXT15):

-  Polished Bronze
-  Satin Bronze


Finishes to match XT Bronze stair edgings


Aluminium (ANT355):

-  Aluminium
-  Brushed Stainless Steel
-  Polished Chrome
-  Satin Chrome
-  Antique Brass
-  Antique Bronze
-  Black Anodised

Finishes to match XT Aluminium stair edgings





Aluminium (CG1042):

-  Aluminium



PET276

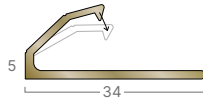
A co-extruded PVC-u feature strip for use between carpets, resilient floorcoverings and ceramic tiles or to form an edge to a floorcovering (see diagram).

-  Black
-  Brown
-  Granite
-  Dove

Nap Trims

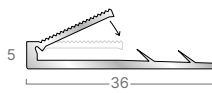
NEW

BCTXT15
Bronze



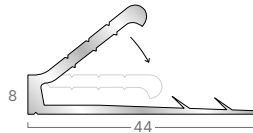
Available with or without carpet gripper

ANT355
Aluminium



Available with or without carpet gripper

CG1042
Aluminium



Available with or without carpet gripper

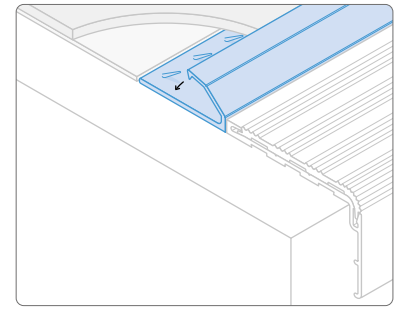


Diagram shows BCTXT15 butt jointed to the back edge of BGXT11 (5mm gauge - see page 35) stair edging to provide a neat edge to the carpet.

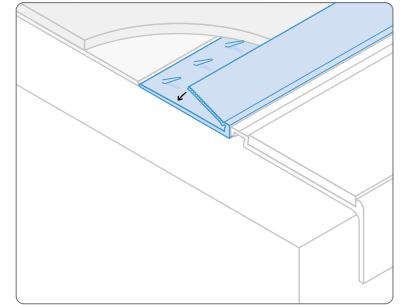


Diagram shows ANT355 butt jointed to the back edge of G11 (5mm gauge - see page 54) stair edging to provide a neat edge to the carpet.

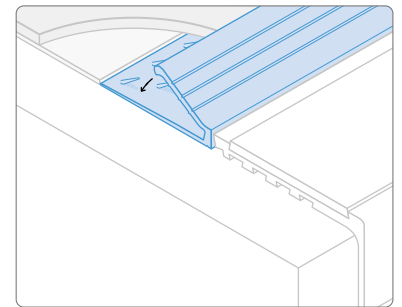


Diagram shows CG1042 butt jointed to the back edge of CT71 (gauge 7mm - see page 58) stair edging to provide a neat edge to the carpet.

Square Edge Trim

PET276

Co-extruded pvc top with PVC-u base

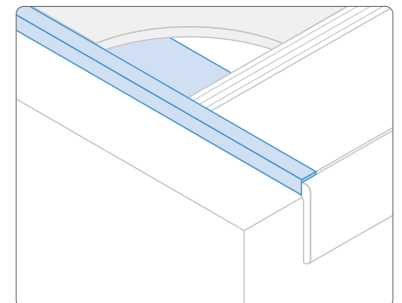



Diagram shows PET276 in conjunction with RN711 (gauge 6mm - see page 62) with a special on-site fabrication being used to protect the exposed edge of the carpet and form a 'carpet runner'.



Section 2

Transition Strips

Information to ensure the correct selection of transition strips along with details of colour availability. Details of all Gradus transition strips and specialist floor trims can be found in this section.

Flooring Solutions for Luxury Vinyl Tile (LVT)

Luxury Vinyl Tile (LVT) flooring is one of the fastest growing flooring solutions due to its attractive appearance, durability, versatility, ease of installation and low on-going maintenance costs.

Gradus offer a comprehensive range of trims available in a choice of profile configurations, finishes and heights to complement LVT from most major manufacturers, helping you to enhance your next project.



Shown are some of the popular ranges ideal for use with LVT.

For guidance on selecting the correct profile to suit your floorcovering contact Gradus Technical Support on **01625 428922**




Luxury Trim System - see page 90



Clip-Top Trims - see page 96




Multi-Purpose Trims - see page 124




Cover Strips - see page 115



Internal & External Corners - see page 139



Metal Skirtings - see page 186



XT Stair Edgings - see page 30

Transition Strip Colours

Note: Not all colours are available for all profiles.
See individual profile pages for colour availability.

Bronze / Brass



F7 Polished Brass



Natural Brass



Polished Bronze



Satin Bronze

Below is a selection of specialist finishes that are applied to a polished brass material.



Polished Chrome



Satin Chrome



Brushed Stainless Steel



Pearl Nickel



Satin Nickel

Aluminium



Mill Finish / Natural



F0 Natural



F3 Polished

Below is a selection of specialist finishes that are applied to aluminium material.




Polished Silver



Etched Silver



Antique Brass



Antique Bronze



Black Anodised



F4 Silver Anodised



F5 Gold Anodised



F6 Bronze Anodised



F9 Sand Anodised

Stainless Steel




F8 Polished




F8G Matt


Pvc Standard



Black
LRV 5



Brown
LRV 6



Coffee
LRV 6



Granite
LRV 13



Lead
LRV 13



Bluebell
LRV 8




Dove
LRV 27




Steel
LRV 27



Fawn
LRV 18



Clay
LRV 48



Canvas
LRV 53

Pvc Metallics



Burnt Almond
LRV 10




Zinc
LRV 15



Doublon
LRV 21



Platinum
LRV 42



Silver
LRV 49

Wood Finish



H30 Light Oak



H61 Grey Oak



H64 Cream Oak



H65 Light Grey Oak



H81 Walnut

The above are wood effect finishes that are applied to aluminium material.

Colour Matching

Important note: Due to the limitations of the printing process, colours within this catalogue should not be relied upon for colour matching. An accurate colour match can only be achieved by requesting the relevant product sample(s).


Luxury Trim System

Gradus Luxury Trim System offers a premium solution for the neat finishing of junctions between flooring materials. The solid bronze profiles are available in seven opulent finishes to complement luxury floorcoverings and the surrounding decor typically found within prestigious applications. Tops are available in ramp back or twin top configurations and clip in to a choice of bases and heights to suit a wide range of popular floorcoverings.

Typical Applications

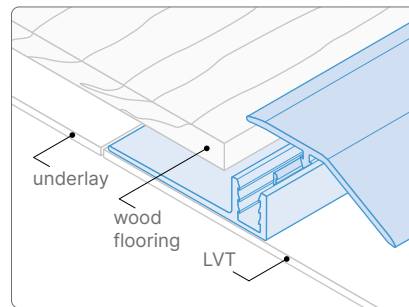
Profiles suitable for interior use in medium traffic environments:

- > Luxury hotels
- > Premium residential developments
- > Bars & restaurants
- > Shops



Information

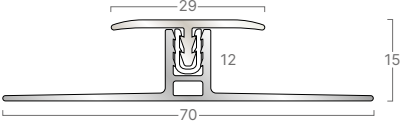
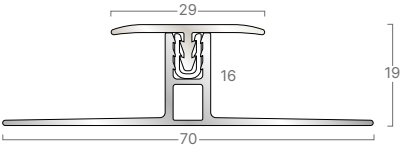
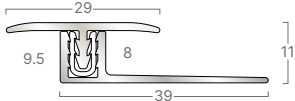
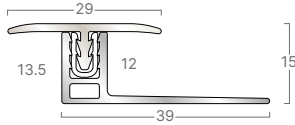
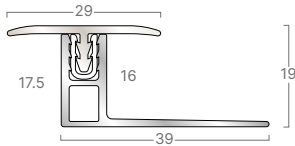
- > Compressed thickness of carpet should always be a tight fit to the internal gauge of the combined top / base
- > When installed with natural floorcoverings e.g. ceramics or wood, a suitable gap must be left between the profile base and the flooring to allow for natural expansion
- > Bases should always be fitted on top of resilient floorcoverings when used in a ramp configuration
- > Bases should be fitted using cartridge adhesive and screw fixings
- > For larger colour swatches see pages 88-89



SFBR37/AFT398 shown with wood flooring to LVT. Also suitable for use with other floorcoverings.

Code / Profile	Material	Length	Colours / Finishes
<p>SFBR37 / AFT398</p>	<p>Bronze Top with PVC-u Connector & Aluminium Base</p> <p>Base available with or without carpet gripper</p>	<p>2.715m 0.9m</p>	<ul style="list-style-type: none"> Polished Chrome Satin Chrome Brushed Stainless Steel Pearl Nickel Satin Nickel Polished Bronze Satin Bronze
<p>SFBR37 / AFT3912</p>	<p>Bronze Top with PVC-u Connector & Aluminium Base</p> <p>Base available with or without carpet gripper</p>	<p>2.715m 0.9m</p>	<ul style="list-style-type: none"> Polished Chrome Satin Chrome Brushed Stainless Steel Pearl Nickel Satin Nickel Polished Bronze Satin Bronze
<p>SFBR37 / AFT3916</p>	<p>Bronze Top with PVC-u Connector & Aluminium Base</p> <p>Base available with or without carpet gripper</p>	<p>2.715m 0.9m</p>	<ul style="list-style-type: none"> Polished Chrome Satin Chrome Brushed Stainless Steel Pearl Nickel Satin Nickel Polished Bronze Satin Bronze
<p>SFBT29 / AFT708</p>	<p>Bronze Top with PVC-u Connector & Aluminium Base</p> <p>Base available with or without carpet gripper</p>	<p>2.715m 0.9m</p>	<ul style="list-style-type: none"> Polished Chrome Satin Chrome Brushed Stainless Steel Pearl Nickel Satin Nickel Polished Bronze Satin Bronze

Luxury Trim System

Code / Profile	Material	Length	Colours / Finishes
<p>SFBT29 / AFT7012</p> 	<p>Bronze Top with PVC-u Connector & Aluminium Base</p> <p>Base available with or without carpet gripper</p>	2.715m 0.9m	<ul style="list-style-type: none"> Polished Chrome Satin Chrome Brushed Stainless Steel Pearl Nickel Satin Nickel Polished Bronze Satin Bronze
<p>SFBT29 / AFT7016</p> 	<p>Bronze Top with PVC-u Connector & Aluminium Base</p> <p>Base available with or without carpet gripper</p>	2.715m 0.9m	<ul style="list-style-type: none"> Polished Chrome Satin Chrome Brushed Stainless Steel Pearl Nickel Satin Nickel Polished Bronze Satin Bronze
<p>SFBT29 / AFT398</p> 	<p>Bronze Top with PVC-u Connector & Aluminium Base</p> <p>Base available with or without carpet gripper</p>	2.715m 0.9m	<ul style="list-style-type: none"> Polished Chrome Satin Chrome Brushed Stainless Steel Pearl Nickel Satin Nickel Polished Bronze Satin Bronze
<p>SFBT29 / AFT3912</p> 	<p>Bronze Top with PVC-u Connector & Aluminium Base</p> <p>Base available with or without carpet gripper</p>	2.715m 0.9m	<ul style="list-style-type: none"> Polished Chrome Satin Chrome Brushed Stainless Steel Pearl Nickel Satin Nickel Polished Bronze Satin Bronze
<p>SFBT29 / AFT3916</p> 	<p>Bronze Top with PVC-u Connector & Aluminium Base</p> <p>Base available with or without carpet gripper</p>	2.715m 0.9m	<ul style="list-style-type: none"> Polished Chrome Satin Chrome Brushed Stainless Steel Pearl Nickel Satin Nickel Polished Bronze Satin Bronze



Visit: www.gradus.com
for full details



Dimensions shown are nominal
Illustrations are 70% size in mm




MTS Multi-Trim System™

MTS Multi-Trim System is a versatile and simple solution for common interfaces between flooring materials. Tops are aluminium or PVC-u and can be clipped into the bases at different heights to accommodate various floorcoverings, offering more flexibility in use. MTS offers a neat finish to commonly found junctions in commercial applications, and is ideal for use with floorcoverings that require room for expansion such as wood, wood laminate, ceramics and terrazzo.

Typical Applications

Profiles suitable for interior use in medium pedestrian and trolley traffic environments:

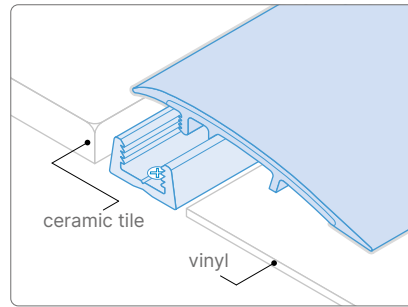
- > High street shops
- > Hotels
- > Schools
- > Offices



MTS Multi-Trim System™ - PVC-u

Information

- > Compressed thickness of carpet should always be a tight fit to the internal gauge of the combined top / base
- > When installed with ceramics, wood or wood laminate flooring a suitable gap must be left between the profile base and the flooring to allow for natural expansion
- > Bases should be fitted using cartridge adhesive and screw fixings
- > For larger colour swatches and LRV readings see pages 88-89



PTR1/MPTB5 shown with ceramic tile to vinyl. Also suitable for use with other floorcoverings.

Code / Profile	Material	Length	Colours / Finishes
PTT1 / MPTB5 	PVC-u Top PVC-u Base	2.70m	Black, Granite, Brown, Bluebell, Fawn, Dove, Clay
PTT1 / MPTB12 	PVC-u Top PVC-u Base	2.70m	Black, Granite, Brown, Bluebell, Fawn, Dove, Clay
PTT1 / MPTB16 	PVC-u Top PVC-u Base	2.70m	Black, Granite, Brown, Bluebell, Fawn, Dove, Clay
PTR1 / MPTB5 	PVC-u Top PVC-u Base	2.70m	Black, Granite, Brown, Bluebell, Fawn, Dove, Clay
PTR1 / MPTB12 	PVC-u Top PVC-u Base	2.70m	Black, Granite, Brown, Bluebell, Fawn, Dove, Clay
PTR1 / MPTB16 	PVC-u Top PVC-u Base	2.70m	Black, Granite, Brown, Bluebell, Fawn, Dove, Clay

Visit: www.gradus.com for full details

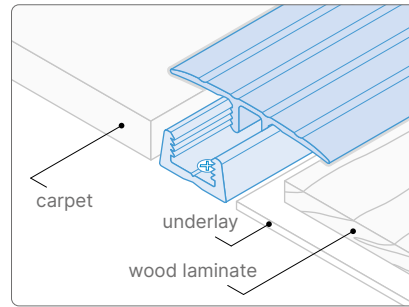
Dimensions shown are nominal
Illustrations are 70% size in mm

Denotes PVC-u profiles can be curved on-site.
See individual profiles for minimum radius

MTS Multi-Trim System™ - Aluminium

Information

- > Compressed thickness of carpet should always be a tight fit to the internal gauge of the combined top / base
- > When installed with ceramics, wood or wood laminate flooring a suitable gap must be left between the profile base and the flooring to allow for natural expansion
- > Bases should be fitted using cartridge adhesive and screw fixings
- > For larger colour swatches see pages 88-89



ATT42/PBT12 shown with carpet to wood laminate. Also suitable for use with other floorcoverings.

Code / Profile	Material	Length	Colours / Finishes
ATT42 / PBT12 	Aluminium Top PVC-u Base	2.70m	Polished Silver Etched Silver
ATT42 / PBT16 	Aluminium Top PVC-u Base	2.70m	Polished Silver Etched Silver
ATB33 / PBT12 	Aluminium Top PVC-u Base	2.70m	Polished Silver Etched Silver
ATB33 / PBT16 	Aluminium Top PVC-u Base	2.70m	Polished Silver Etched Silver
ATR45 / PBT12 	Aluminium Top PVC-u Base	2.70m	Polished Silver Etched Silver
ATR50 / PBT16 	Aluminium Top PVC-u Base	2.70m	Polished Silver Etched Silver

Clip-Top™

Clip-Top is a two-piece product consisting of a base and a replaceable top. Tops are available in a range of finishes to suit the floorcoverings and décor of the project. Tops are designed to be removed and replaced without renewing the base or disrupting the fitted floorcovering.




For further information see pages 206-207 or visit www.gradus.com

Typical Applications

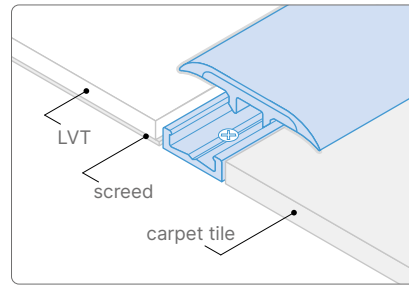
Profiles suitable for interior use within heavy pedestrian and medium trolley traffic environments:

- > Department stores
- > High street shops
- > Hospitals
- > Schools
- > Hotels
- > Offices

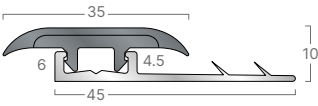


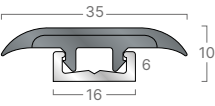

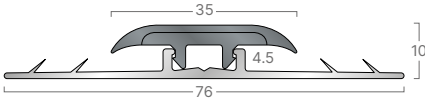


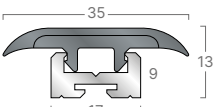



Information

- > Compressed thickness of carpet should always be a tight fit to the internal gauge of the combined top / base
- > Clip-Top bases should always be fitted on top of the resilient floorcovering when used in a ramp configuration
- > Bases should be fitted using cartridge adhesive and screw fixings
- > Factory fabricated curves available. Details of minimum and maximum curving radii can be found on page 99
- > For larger colour swatches see pages 88-89



TT35/AFT15 shown with LVT to carpet tile. Also suitable for use with other floorcoverings.

Code / Profile	Material	Length	Colours / Finishes
TT35 / AFT45 UK/EU Registered Design no 9/001201941  	PVC-u Top Aluminium Base Base available with or without carpet gripper	2.50m	<ul style="list-style-type: none"> Black Granite Dove Fawn Brown Clay Bluebell
TT35 / AFT15 UK/EU Registered Design no 9/001201941  page 99  	PVC-u Top Aluminium Base	2.50m	<ul style="list-style-type: none"> Black Granite Dove Fawn Brown Clay Bluebell
TT35 / DFT80 UK/EU Registered Design no 9/001201941  	PVC-u Top Aluminium Base Base available with or without carpet gripper	2.50m	<ul style="list-style-type: none"> Black Granite Dove Fawn Brown Clay Bluebell
TT35 / AFT17 UK/EU Registered Design no 9/001201941  page 99  	PVC-u Top Aluminium Base	2.50m	<ul style="list-style-type: none"> Black Granite Dove Fawn Brown Clay Bluebell



Visit: www.gradus.com for full details

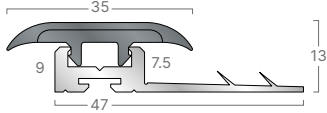

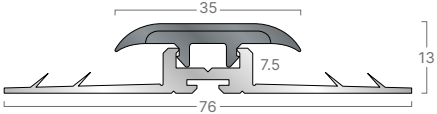

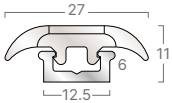


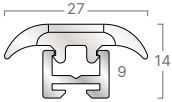


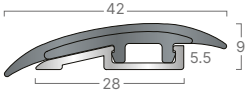


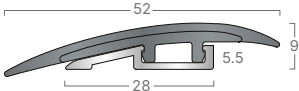




Dimensions shown are nominal
Illustrations are 70% size in mm



Profile can be factory fabricated to a radius shape - see page 99 for full details

Clip-Top™

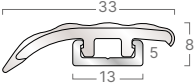
















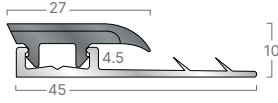








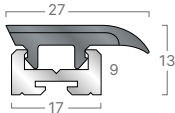









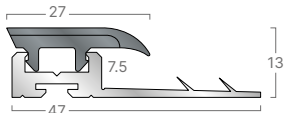








Code / Profile	Material	Length	Colours / Finishes
TT35 / AFT UK/EU Registered Design no 9/001201941  	PVC-u Top Aluminium Base Base available with or without carpet gripper	2.50m	<ul style="list-style-type: none"> Black Granite Dove Fawn Brown Clay Bluebell
TT35 / DFT UK/EU Registered Design no 9/001201941  	PVC-u Top Aluminium Base Base available with or without carpet gripper	2.50m	<ul style="list-style-type: none"> Black Granite Dove Fawn Brown Clay Bluebell
TT25M / AFT14  	 page 99 Metallic PVC-u Top Aluminium Base	2.50m	<ul style="list-style-type: none"> Burnt Almond Zinc Doublebon Platinum Silver
TT25M / AFT12  	 page 99 Metallic PVC-u Top Aluminium Base	2.50m	<ul style="list-style-type: none"> Burnt Almond Zinc Doublebon Platinum Silver
RT42 / AFT28 UK/EU Registered Design no 9/001201941  	 page 99 PVC-u Top Aluminium Base	2.50m	<ul style="list-style-type: none"> Black Granite Dove Fawn Brown Clay Bluebell
RT52 / AFT28 UK/EU Registered Design no 9/001201941  	 page 99 PVC-u Top Aluminium Base	2.50m	<ul style="list-style-type: none"> Black Granite Dove Fawn Brown Clay Bluebell

Visit: www.gradus.com for full details

Dimensions shown are nominal
Illustrations are 70% size in mm

Profile can be factory fabricated to a radius shape - see page 99 for full details

Clip-Top™

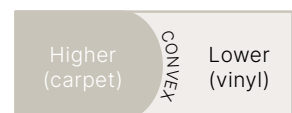
Code / Profile		Material	Length	Colours / Finishes
RT35M / AFT13		 see below  Replaceable Tops	Metallic PVC-u Top Aluminium Base	2.50m <ul style="list-style-type: none">  Burnt Almond  Zinc  Doubloun  Platinum  Silver
FT27 / AFT15		 see below  Replaceable Tops	PVC-u Top Aluminium Base	2.50m <ul style="list-style-type: none">  Black  Granite  Dove  Fawn  Brown  Clay  Bluebell
FT27 / AFT45		 Replaceable Tops	PVC-u Top Aluminium Base Base available with or without carpet gripper	2.50m <ul style="list-style-type: none">  Black  Granite  Dove  Fawn  Brown  Clay  Bluebell
FT27 / AFT17		 see below  Replaceable Tops	PVC-u Top Aluminium Base	2.50m <ul style="list-style-type: none">  Black  Granite  Dove  Fawn  Brown  Clay  Bluebell
FT27 / AFT		 Replaceable Tops	PVC-u Top Aluminium Base Base available with or without carpet gripper	2.50m <ul style="list-style-type: none">  Black  Granite  Dove  Fawn  Brown  Clay  Bluebell

Curving Clip-Top

Curves between the minimum and maximum radii can be factory fabricated subject to approval of a template or detailed drawing (showing radius details) by the Technical Department. Curves greater than the maximum radius can be curved on-site or by Gradus on request. Curves less than the minimum radius cannot be curved.

Tops		
Profile	Min. Radius mm	Max. Radius mm
FT27	250	800
RT35M	1000	3500
RT42	1000	3500
RT52	800	3500
TT25M	500	800
TT35	250	800

Bases		
Profile	Min. Radius mm	Max. Radius mm
AFT12	250	6000
AFT13	250	6000
AFT14	250	6000
AFT15	250	6000
AFT17	250	7000
AFT28	600	9000




Clip-Top fx[®]

Clip-Top fx is a two-piece product allowing design flexibility in most commercial applications. Tops are PVC-u material and bases are available in aluminium for straight installations or PVC-u with pre-punched tabs and fixing holes for easy on-site curving, without the need for heat application. Tops are available in a range of finishes to suit the floorcoverings and décor of the project. Tops are designed to be removed and replaced without renewing the base or disrupting the fitted floorcovering.

Typical Applications

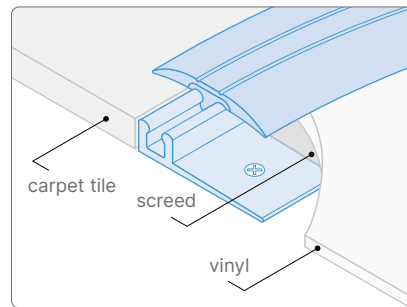
Profiles suitable for interior use in medium pedestrian and trolley traffic environments:

- > High street shops
- > Schools
- > Hotels
- > Offices



Information

- > Compressed thickness of carpet should always be a tight fit to the internal gauge of the combined top / base
- > Clip-Top fx bases should always be fitted on top of the resilient floorcovering when used in a ramp configuration
- > Bases should be fitted using cartridge adhesive and screw fixings
- > Latex screed should be used with resilient floorcoverings to prevent pre-punched base shadowing through
- > For larger colour swatches and LRV readings see pages 88-89
- > UK/EU Registered Design no 9/000007067-001 – 9/000007067-003



FXT31/FXB336 shown with carpet tile to vinyl. Also suitable for use with other floorcoverings.

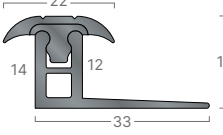









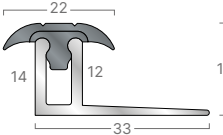








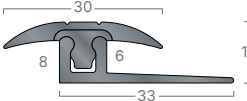









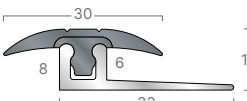








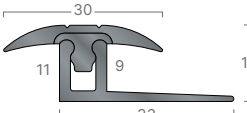









Code / Profile	Material	Length	Colours / Finishes
<p>FXT21 / FXB336</p> <p>400mm min curve on-site</p> <p>Replaceable Tops</p> <p>PVC-u Top PVC-u Base</p> <p>2.50m</p> <ul style="list-style-type: none"> Black Granite Dove Fawn Brown Clay Bluebell 			
<p>FXT21 / AFT336</p> <p>Replaceable Tops</p> <p>PVC-u Top Aluminium Base</p> <p>2.50m</p> <ul style="list-style-type: none"> Black Granite Dove Fawn Brown Clay Bluebell 			
<p>FXT21 / FXB339</p> <p>400mm min curve on-site</p> <p>Replaceable Tops</p> <p>PVC-u Top PVC-u Base</p> <p>2.50m</p> <ul style="list-style-type: none"> Black Granite Dove Fawn Brown Clay Bluebell 			
<p>FXT21 / AFT339</p> <p>Replaceable Tops</p> <p>PVC-u Top Aluminium Base</p> <p>2.50m</p> <ul style="list-style-type: none"> Black Granite Dove Fawn Brown Clay Bluebell 			

Visit: www.gradus.com for full details


Dimensions shown are nominal
Illustrations are 70% size in mm


Can be easily formed on-site without the need for heat application

Clip-Top fx[®]

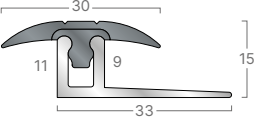
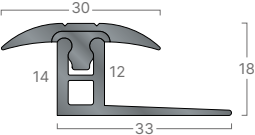
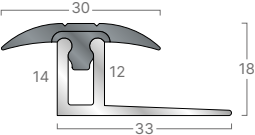
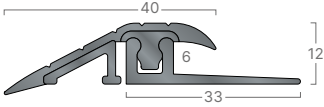
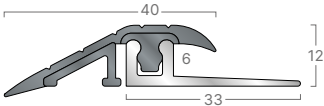
Code / Profile		Material	Length	Colours / Finishes	
FXT21 / FXB3312		 400mm min curve on-site  Replaceable Tops	PVC-u Top PVC-u Base	2.50m	<ul style="list-style-type: none">  Black  Granite  Dove  Fawn  Brown  Clay  Bluebell
FXT21 / AFT3312		 Replaceable Tops	PVC-u Top Aluminium Base	2.50m	<ul style="list-style-type: none">  Black  Granite  Dove  Fawn  Brown  Clay  Bluebell
FXT31 / FXB336		 400mm min curve on-site  Replaceable Tops	PVC-u Top PVC-u Base	2.50m	<ul style="list-style-type: none">  Black  Granite  Dove  Fawn  Brown  Clay  Bluebell
FXT31 / AFT336		 Replaceable Tops	PVC-u Top Aluminium Base	2.50m	<ul style="list-style-type: none">  Black  Granite  Dove  Fawn  Brown  Clay  Bluebell
FXT31 / FXB339		 400mm min curve on-site  Replaceable Tops	PVC-u Top PVC-u Base	2.50m	<ul style="list-style-type: none">  Black  Granite  Dove  Fawn  Brown  Clay  Bluebell

 Visit: www.gradus.com for full details

 Dimensions shown are nominal
Illustrations are 70% size in mm

 Can be easily formed on-site without
the need for heat application

Clip-Top fx[®]

Code / Profile	Material	Length	Colours / Finishes
<p>FXT31 / AFT339</p>  <p>Replaceable Tops</p>	<p>PVC-u Top Aluminium Base</p>	<p>2.50m</p>	<ul style="list-style-type: none"> Black Granite Dove Fawn Brown Clay Bluebell
<p>FXT31 / FXB3312</p>  <p>400mm min curve on-site</p> <p>Replaceable Tops</p>	<p>PVC-u Top PVC-u Base</p>	<p>2.50m</p>	<ul style="list-style-type: none"> Black Granite Dove Fawn Brown Clay Bluebell
<p>FXT31 / AFT3312</p>  <p>Replaceable Tops</p>	<p>PVC-u Top Aluminium Base</p>	<p>2.50m</p>	<ul style="list-style-type: none"> Black Granite Dove Fawn Brown Clay Bluebell
<p>FXR40 / FXB336</p>  <p>400mm min convex curve on-site</p> <p>900mm min concave</p> <p>Replaceable Tops</p>	<p>PVC-u Top PVC-u Base</p>	<p>2.50m</p>	<ul style="list-style-type: none"> Black Granite Dove Fawn Brown Clay Bluebell
<p>FXR40 / AFT336</p>  <p>Replaceable Tops</p>	<p>PVC-u Top Aluminium Base</p>	<p>2.50m</p>	<ul style="list-style-type: none"> Black Granite Dove Fawn Brown Clay Bluebell



 PVC-u bases contain up to 100% recycled content

Design-Clip

Design-Clip is a two-piece profile that provides a neat finish at junctions between hard floors. Tops are clipped into bases at variable heights to accommodate floorcoverings including luxury vinyl tile, wood and wood laminate. The profiles allow for expansion in natural floorcoverings.

Typical Applications

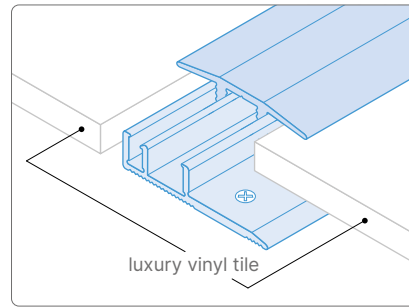
Profiles suitable for interior use in medium traffic environments:

- > High street shops
- > Restaurants
- > Hotels
- > Offices



Information

- > Bases are supplied pre-drilled with countersunk holes for no.4 screws
- > Bases should be fitted using cartridge adhesive and screw fixings
- > When installed with floorcoverings that require room for natural expansion, a suitable gap must be left between the profile base and the floorcovering to allow for that expansion
- > For larger colour swatches see pages 88-89



KC578 shown with luxury vinyl tile to luxury vinyl tile. Also suitable for use with other floorcoverings.

Code / Profile	Material	Length	Colours / Finishes
<p>KA576</p>	Aluminium Top Aluminium Base	2.70m	F4 Silver Anodised
<p>KC578</p>	Aluminium Top Aluminium Base	2.70m	F4 Silver Anodised
<p>KB577</p>	Aluminium Top Aluminium Base	2.70m	F4 Silver Anodised


PPS[®] System

The PPS range is a two-piece anodised aluminium profile that provides solutions to junctions for flooring such as wood, wood laminate and ceramic tiles. The PPS system utilises aluminium bases and tops joined together with a unique patented linking screw which allows the height to be adjusted to suit most types of flooring. The profiles allow room for expansion of natural floorcoverings.

Typical Applications

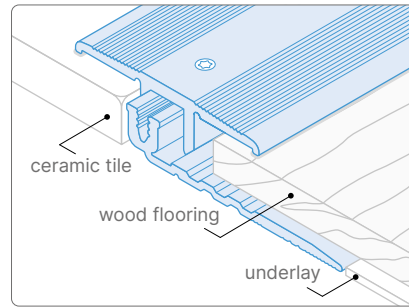
Profiles suitable for interior use in medium traffic environments:

- > Offices
- > Restaurants



Information

- > Bases should be fitted using cartridge adhesive and screw fixings
- > When installed with floorcoverings that require room for natural expansion, a suitable gap must be left between the profile base and the floorcovering to allow for that expansion
- > For larger colour swatches see pages 88-89



KC388AS shown with ceramic tile to wood flooring. Also suitable for use with other floorcoverings.

Code / Profile	Material	Length	Colours / Finishes
<p>KC388AS</p>	<p>T10 Torx[®] Screw</p> <p>Adjustable height</p>	<p>Aluminium Top</p> <p>Aluminium Base</p> <p>2.70m</p>	<p>F4 Silver Anodised</p> <p>F5 Gold Anodised</p>
<p>KC388XXL</p>	<p>T15 Torx[®] Screw</p> <p>Adjustable height</p>	<p>Aluminium Top</p> <p>Aluminium Base</p> <p>2.70m</p>	<p>F4 Silver Anodised</p> <p>F5 Gold Anodised</p>
<p>KA386AS</p>	<p>T10 Torx[®] Screw</p> <p>Adjustable height</p>	<p>Aluminium Top</p> <p>Aluminium Base</p> <p>2.70m</p>	<p>F4 Silver Anodised</p> <p>F5 Gold Anodised</p>
<p>KA386XXL</p>	<p>T15 Torx[®] Screw</p> <p>Adjustable height</p>	<p>Aluminium Top</p> <p>Aluminium Base</p> <p>2.70m</p>	<p>F4 Silver Anodised</p> <p>F5 Gold Anodised</p>
<p>KB387AS</p>	<p>T10 Torx[®] Screw</p> <p>Adjustable height</p>	<p>Aluminium Top</p> <p>Aluminium Base</p> <p>2.70m</p>	<p>F4 Silver Anodised</p> <p>F5 Gold Anodised</p>
<p>KB387XXL</p>	<p>T15 Torx[®] Screw</p> <p>Adjustable height</p>	<p>Aluminium Top</p> <p>Aluminium Base</p> <p>2.70m</p>	<p>F4 Silver Anodised</p> <p>F5 Gold Anodised</p>


Mono-Clip® System

Mono-Clip is a range of two-piece profiles available in wood-effect finishes for use with wood and wood laminates. Tops are available in ramp, twin-top or border formats and are clipped into bases at varying heights to accommodate a variety of floorcoverings. Profiles allow room for expansion in natural floorcoverings.

Typical Applications

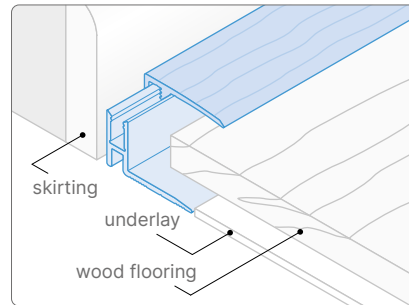
Profiles suitable for interior use in medium traffic environments:

- > Offices
- > Restaurants



Information

- > Bases should be fitted using cartridge adhesive and screw fixings
- > When installed with floorcoverings that require room for natural expansion, a suitable gap must be left between the profile base and the floorcovering to allow for that expansion
- > For larger colour swatches see pages 88-89



KB557 / MCB555 shown with wood flooring to skirting. Also suitable for use with other floorcoverings.

Code / Profile	Material	Length	Colours / Finishes
KC558 / MCB554 	Aluminium Top Aluminium Base	2.70m	<ul style="list-style-type: none"> H30 Light Oak H61 Grey Oak H64 Cream Oak H65 Light Grey Oak H81 Walnut
KC558 / MCB555 	Aluminium Top Aluminium Base	2.70m	<ul style="list-style-type: none"> H30 Light Oak H61 Grey Oak H64 Cream Oak H65 Light Grey Oak H81 Walnut
KA556 / MCB554 	Aluminium Top Aluminium Base	2.70m	<ul style="list-style-type: none"> H30 Light Oak H61 Grey Oak H64 Cream Oak H65 Light Grey Oak H81 Walnut
KA556 / MCB555 	Aluminium Top Aluminium Base	2.70m	<ul style="list-style-type: none"> H30 Light Oak H61 Grey Oak H64 Cream Oak H65 Light Grey Oak H81 Walnut
KB557 / MCB554 	Aluminium Top Aluminium Base	2.70m	<ul style="list-style-type: none"> H30 Light Oak H61 Grey Oak H64 Cream Oak H65 Light Grey Oak H81 Walnut
KB557 / MCB555 	Aluminium Top Aluminium Base	2.70m	<ul style="list-style-type: none"> H30 Light Oak H61 Grey Oak H64 Cream Oak H65 Light Grey Oak H81 Walnut

Trans-Edge[®] - Trims

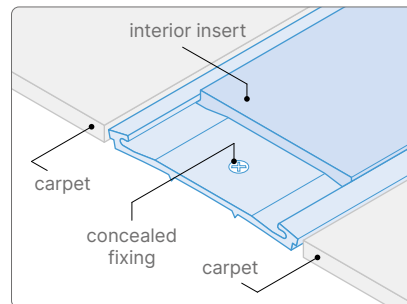
Trans-Edge trims have been designed for use in the most demanding interior environments where frequent heavy foot and wheeled traffic can be expected, e.g. railway stations, airports, transport interchanges, department stores and hospitals. Trans-Edge trims comprise an aluminium base channel with a choice of slip-resistant Elite inserts (ordered separately). Standard interior insert is available for interior dry conditions. Xtra-grip insert is available for interior areas that are at risk of becoming wet and therefore pose a higher risk of slip.

Elite Insert supplied separately to channel	Coil Length
ELINS30 - Interior	15m coil
ELINS40 - Interior	25m coil
ELINS50 - Interior	25m coil
ELINSXG30 - Xtra-grip	15m coil
ELINSXG50 - Xtra-grip	15m coil



Information

- > Aluminium channels are fixed using screws and cartridge adhesive. Elite insert is then fitted into the channel to allow concealed fixings
- > If used with carpet, compressed thickness of the carpet should always be a tight fit to the internal gauge of the profile
- > When installed with ceramics, wood or wood laminate flooring a suitable gap must be left between the profile and the flooring to allow for natural expansion
- > Choice of ramp or flat design. Ramp profiles should always be fitted on top of resilient floorcoverings



ELACS5040 shown with carpet to carpet. Also suitable for use with other floorcoverings.

Code / Profile	Material	Length	Colours / Finishes
ELACS5040 	Aluminium PVC-u Insert (ELINS40)	2.50m See chart opposite	Elite Xtra-grip Insert ELINSXG All ELAR profiles
ELAR530 	Aluminium PVC-u Insert (ELINS30 or ELINSXG30)	2.50m See chart opposite	Onyx Graphite Quarry Ochre
ELAR830 	Aluminium PVC-u Insert (ELINS30 or ELINSXG30)	2.50m See chart opposite	Elite Interior Insert ELINS All ELAR & ELACS profiles
ELAR950 	Aluminium PVC-u Insert (ELINS50 or ELINSXG50)	2.50m See chart opposite	Jet Coffee Lead Steel Snowdrift
ELAR1250 	Aluminium PVC-u Insert (ELINS50 or ELINSXG50)	2.50m See chart opposite	ELACS5040 ELAR950 ELAR1250 ELAR1550 also available with
ELAR1550 	Aluminium PVC-u Insert (ELINS50 or ELINSXG50)	2.50m See chart opposite	Ink Burgundy Midnight Evergreen Ocean Poppy Cloud Linen
ELAR1830 	Aluminium PVC-u Insert (ELINS30 or ELINSXG30)	2.50m See chart opposite	Glacier Canvas Buttercup For larger colour swatches and LRV's see pages 28-29

Matwell Frames


Matwell frames are available in two options:

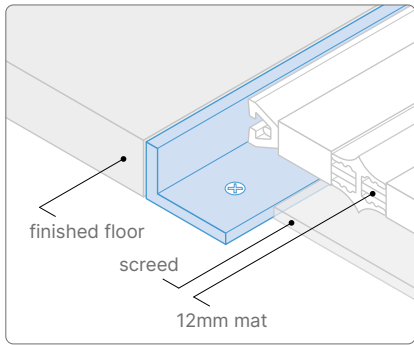
Recessed – for the creation, protection and finishing of a recess in the subfloor that is used to accommodate a primary barrier mat.

Ramped – for the creation of a surface matwell to secure and provide safe transition for a mat that is laid directly on top of the floor. Frames can be mitred or shaped subject to the provision and approval of a template.

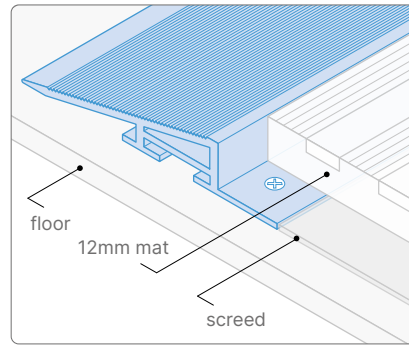
Information

- > Recessed frames should be mechanically fixed to the subfloor prior to the screed or plywood build up of the matwell base to suit the matting to be installed. Frames should be fixed to the correct levels taking into account the finished floor level and surrounding floor finish
- > Ramped frames – aluminium ramps should be fixed using cartridge adhesive and screw fixings; pvc ramps are fixed with contact adhesive only
- > UMFA and FRB profiles can be supplied pre-drilled on request
- > Connectors are available for the FRB frame for secure fixing of corners
- > For larger colour swatches see pages 88-89

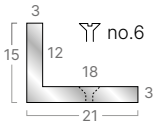
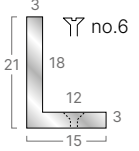
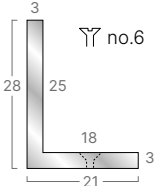
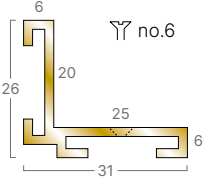
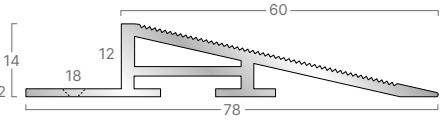
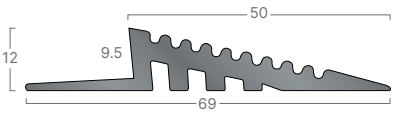




UMFA12 laid to accommodate a 12mm Gradus Topguard primary barrier mat.



RMF60 laid to accommodate a 12mm Gradus Access primary barrier mat
Note: ramping frames suitable for use with 12mm primary barrier mats (not suitable in areas subject to heavy trolley traffic).

Code / Profile	Material	Length	Colours / Finishes
UMFA12 	Aluminium	2.00m	Natural
UMFA18 	Aluminium	2.00m	Natural
UMFA25 	Aluminium	2.00m	Natural
FRB026 	Brass	2.50m	Natural
RMF60 	Aluminium	3.00m	Natural
RAM012 	pvc	2.50m	Black Grey

Specialist Floor Trims

The following pages offer a wide selection of specialist floor trims that provide solutions to common problems encountered where different floorcoverings are used together. Diagrams are shown adjacent to each product family to illustrate how each particular group of profiles is commonly used.

Information

- > Many of the Gradus Trims in this section can be easily curved by hand, however some trims require a bending machine
- > To rent, buy or for more information about bending machines please contact Technical Support on 01625 428922
- > For larger colour swatches see pages 89-89

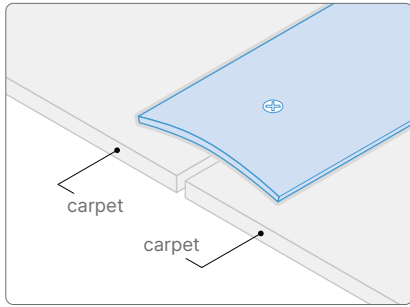



Contents

• Cover Strips	115-118	• Floor Repair Trim	135
• Expansion Joint Covers	119	• Bevelled Underlay	136
• Joint Trims	120	• Dual Trim	136
• Finishing Trims	121	• Transition T Profiles	137
• Nap Trims	122	• Threshold Trims	138
• Edge Trims	123	• Internal & External Corners	139
• Multi-Purpose Trims	124-131	• Square Edge Trims	140-141
• Ramp Edges	132-133	• Movement Joints	142-143
• Feather Edges	134	• Wetroom Transition Strips	144
• Heavy Duty Ramp	134	• Feature Strip	145
• Construction Joint Covers	135	• Contour Edge	145

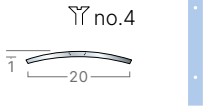
Cover Strips

Used to join floorcoverings of the same or similar heights. Provide safe, neat joining solutions whilst protecting the edge of the floorcoverings from damage. Often used at door thresholds where floorcoverings meet. AJC profiles are side drilled and are ideal for use as expansion joint covers.



SCSM474
shown with Carpet
to Carpet.

Pre-drilled with
countersunk holes.

Code / Profile	Material	Length	Colours / Finishes
SCSM471 	Stainless Steel	2.70m	F8G Matt
SCSP471 	Stainless Steel	2.70m	F8 Polished
SCS471SF8 	Stainless Steel	2.70m	F8G Matt
SCS471SF8 	Stainless Steel	2.70m	F8 Polished
SCSM451 	Stainless Steel	2.70m	F8G Matt



Visit: www.gradus.com
for full details



Dimensions shown are nominal
Illustrations are 70% size in mm

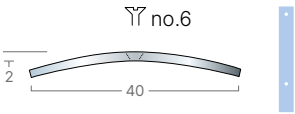
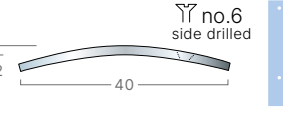
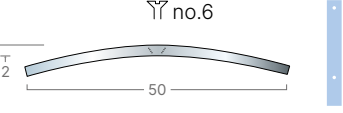
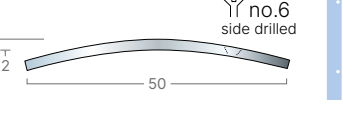
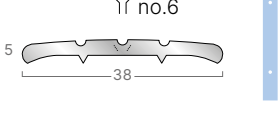
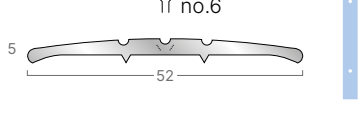
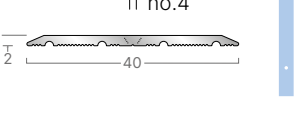
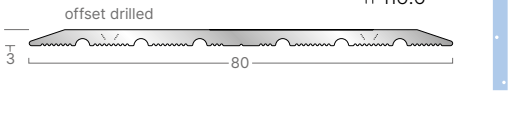
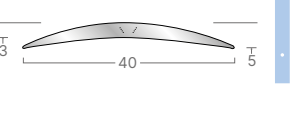


NBS Source
PARTNER

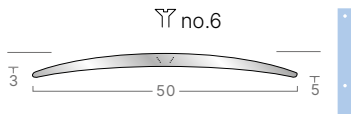
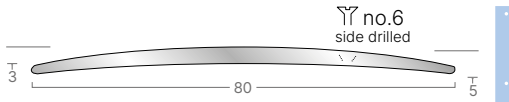
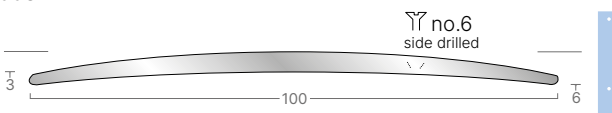
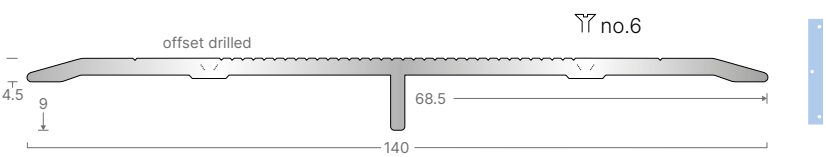
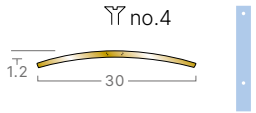
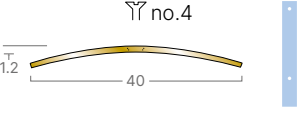
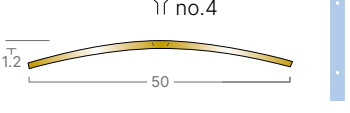
Cover Strips

Code / Profile	Material	Length	Colours / Finishes
SCS451 	Stainless Steel	2.70m	F8 Polished
SCS451SF8G 	Stainless Steel	2.70m	F8G Matt
SCS451SF8 	Stainless Steel	2.70m	F8 Polished
SCSM454 	Stainless Steel	2.70m	F8G Matt
SCS454 	Stainless Steel	2.70m	F8 Polished
SCS454SF8G 	Stainless Steel	2.70m	F8G Matt
SCS454SF8 	Stainless Steel	2.70m	F8 Polished
SCSM455 	Stainless Steel	2.70m	F8G Matt
SCS455 	Stainless Steel	2.70m	F8 Polished

Cover Strips

Code / Profile	Material	Length	Colours / Finishes
SCSM474 	Stainless Steel	2.70m	F8G Matt
SCS474SF8G 	Stainless Steel	2.70m	F8G Matt
SCSM475 	Stainless Steel	2.70m	F8G Matt
SCS475SF8G 	Stainless Steel	2.70m	F8G Matt
ACS38 	Aluminium	2.50m 2.75m	Mill Finish
ACS52 	Aluminium	2.50m 2.75m	Mill Finish
ACS441 	Aluminium	2.70m	F3 Polished F4 Silver Anodised
ACS444 	Aluminium	2.70m	F3 Polished F4 Silver Anodised
ACS462F3 	Aluminium	2.70m	F3 Polished

Cover Strips

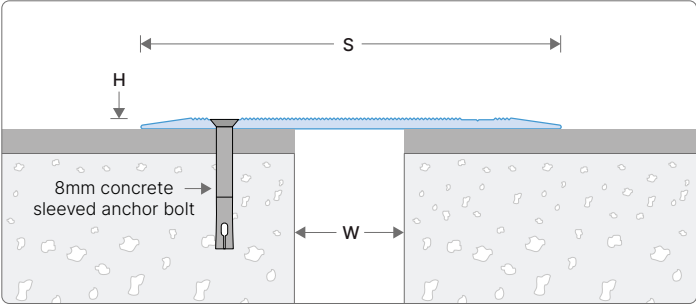
Code / Profile	Material	Length	Colours / Finishes
ACS463F3 	Aluminium	2.70m	F3 Polished
AJC465SF4  <p>ideal for use as an expansion joint cover to allow movement</p>	Aluminium	2.70m	F4 Silver Anodised
AJC466SF4  <p>ideal for use as an expansion joint cover to allow movement</p>	Aluminium	2.70m	F4 Silver Anodised
ACS470S <p>See below</p>	Aluminium	3.00m	F3 Polished F4 Silver Anodised
			
BCS452F7 	Brass	2.70m	F7 Polished
BCS454F7 	Brass	2.70m	F7 Polished
BCS455F7 	Brass	2.70m	F7 Polished

Expansion Joint Covers



Information

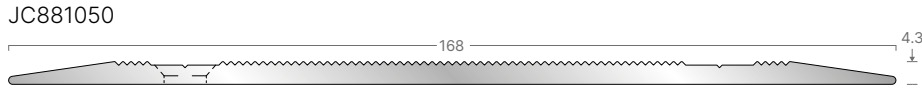
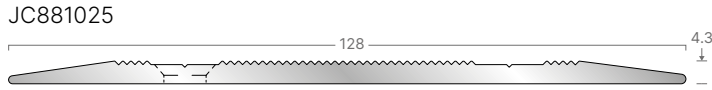
- > Bevelled edges and serrated finish provide slip-resistance for pedestrian safety
- > Economical solution for retrofit and surface mount installations between level surfaces
- > Mill finish aluminium - supplied in 3m lengths, pre-drilled with countersunk holes



JC881050 expansion joint cover shown with 8mm concrete sleeved anchor bolt for illustrative purposes only.

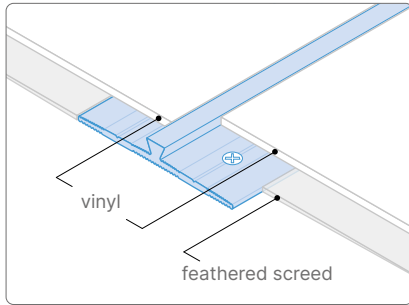
Application	Profile	W	H	S	P	Movement +/-
		Nominal Joint Width mm	Frame Height mm	Sightline mm	Point Load * kg	Horizontal ** mm
Floor to Floor	JC881025	up to 25mm	4.3mm	128mm	250kg	30%
	JC881050	up to 50mm	4.3mm	168mm	250kg	30%

* Achieved using a 25mm diameter surface.
 ** Figure calculated for maximum nominal width only.



Joint Trims

For use with floorcoverings of the same height.
Allows joints to be neatly finished.



JT365 shown with vinyl to vinyl.



Pre-punched with tabs and fixing holes for on-site curving.



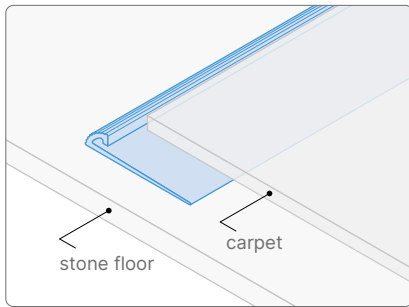
Solid base with countersunk holes for straights.

Code / Profile	Material	Length	Colours / Finishes
JT365 	Aluminium	3.00m	F3 Polished F4 Silver Anodised
JT365EBF4 	Aluminium	3.00m	F4 Silver Anodised
JT366 	Aluminium	2.70m	F3 Polished F4 Silver Anodised
JT366EBF4 	Aluminium	2.70m	F4 Silver Anodised

Finishing Trims



Used to form a neat and clean finish to the edge of a floorcovering where it either finishes or meets another floorcovering. Protects the edge of floorcoverings, prevents damage and ensures that the floorcovering does not lift and become a trip hazard.



ACT61 shown with carpet to stone floor.



Pre-punched with tabs and fixing holes for on-site curving.




Solid base for straights.



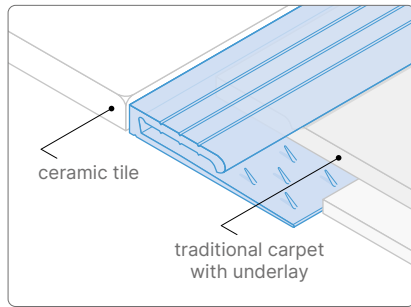
Solid base with countersunk holes for straights.

Code / Profile	Material	Length	Colours / Finishes
ACT61 	Aluminium	2.50m	Mill Finish
ACT81 	Aluminium	2.50m	Mill Finish
ET356 	Aluminium	2.50m	F3 Polished F4 Silver Anodised
ET356EBF4 	Aluminium	2.50m	F4 Silver Anodised
ET359 	Aluminium	2.50m	F3 Polished F4 Silver Anodised
ET359EBF4 	Aluminium	2.50m	F4 Silver Anodised

Nap Trims



Used to provide a neat edge or join between carpet and other types of floorcovering such as resilient flooring or ceramics. Certain nap trims (ANT355, CG1042 & BCTXT15) are also commonly used as 'binder' bars in conjunction with a stair edging (see page 83 for more details).



CG1042 shown with ceramic tile to carpet.



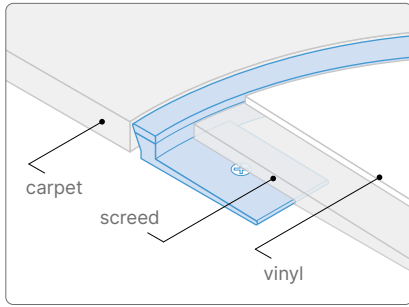
Solid base for straights.

Code / Profile	Material	Length	Colours / Finishes
ANT27 	Aluminium	2.44m 2.75m 3.20m	Mill Finish
ANT355 	Aluminium Available with or without carpet gripper	2.44m 2.75m 3.20m Maximum lengths may vary subject to chosen finish	Mill Finish Polished Chrome Satin Chrome Brushed Stainless Steel Antique Brass Antique Bronze Black Anodised
CG1042 	Aluminium Available with or without carpet gripper	2.44m 2.75m 3.20m	Mill Finish
BCT18 	Bronze Available with or without carpet gripper	2.50m 2.75m 3.20m	Polished Bronze
BCTXT15 	Bronze Available with or without carpet gripper	2.44m 2.75m 3.20m	Polished Bronze Satin Bronze

Edge Trims



Used to edge floorcoverings and to provide a neat joint between floorcoverings such as carpet, carpet tiles, wood laminate and resilient floorcoverings. TA8 is also ideal as a day joint profile for resin floors as it is suitable for on-site polishing and finishing.



GT61 shown with carpet to vinyl.



Pre-punched with tabs and fixing holes for on-site curving.



Solid base for straights.



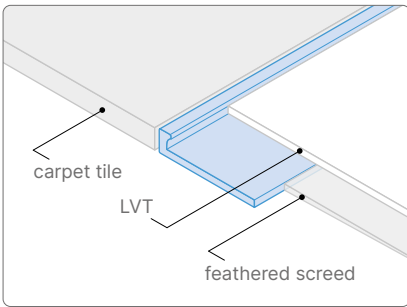
Solid base with countersunk holes for straights.

Code / Profile	Material	Length	Colours / Finishes
TA6 	Aluminium	2.75m	Mill Finish
TA8 	Aluminium	3.00m	Mill Finish
ET367 	Aluminium	2.70m	F3 Polished F4 Silver Anodised
GT61M 	Pvc Top PVC-u Base	2.50m	Burnt Almond Zinc Doubleton Platinum Silver
GT61R 	Pvc Top PVC-u Base	2.50m	Black Brown Granite Bluebell Dove Clay
PET276 	Pvc Top PVC-u Base	2.50m	Black Brown Granite Dove

Multi-Purpose Trims



A range of profiles used to join and edge a variety of floorcoverings of heights from 2mm to 23.5mm. Three options available: pre-punched with tabs and fixing holes for on-site curving; solid base for straights; and perforated with fixing holes for straights and for use with ceramics. Can be used as a recessed matwell frame.



ETR302UF0 shown with carpet tile to LVT.



Pre-punched with tabs and fixing holes for on-site curving.



Solid base for straights.



Perforated with fixing holes for straights and use with ceramics.

Code / Profile	Material	Length	Colours / Finishes
ETR299F0 	Aluminium	2.50m	F0 Natural
ETR299UF0 	Aluminium	2.50m	F0 Natural
ETR299GF0 	Aluminium	2.50m	F0 Natural
ETR300F0 	Aluminium	2.50m	F0 Natural
ETR300UF0 	Aluminium	2.50m	F0 Natural

Visit: www.gradus.com for full details

Dimensions shown are nominal
Illustrations are 70% size in mm

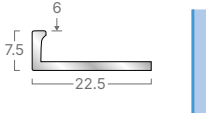

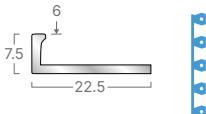



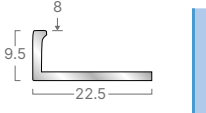

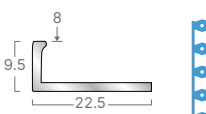




Can be curved by hand

NBS Source PARTNER

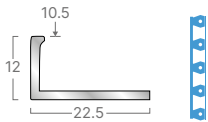



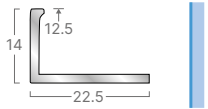

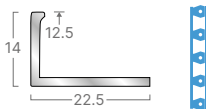



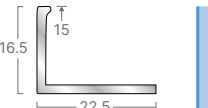

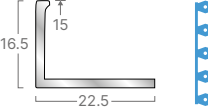

Multi-Purpose Trims

Code / Profile	Material	Length	Colours / Finishes
ETR300GF0 	Aluminium	2.50m	F0 Natural
ETR301F0 	Aluminium	2.50m 2.715m	F0 Natural
ETR301UF0 	Aluminium	2.50m 2.715m	F0 Natural
ETR301GF0 	Aluminium	2.50m	F0 Natural
ETR302F0 	Aluminium	2.50m 2.715m	F0 Natural
ETR302UF0 	Aluminium	2.50m 2.715m	F0 Natural
ETR302GF0 	Aluminium	2.50m	F0 Natural
ETR307F0 	Aluminium	2.50m 2.715m	F0 Natural

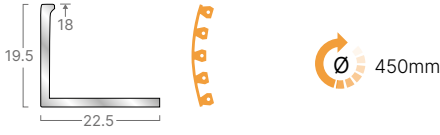
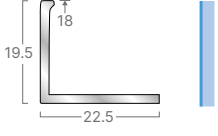
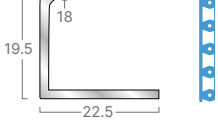
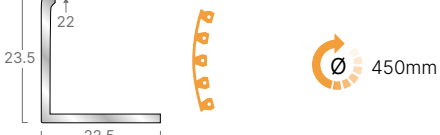
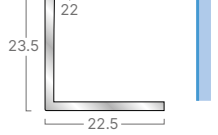
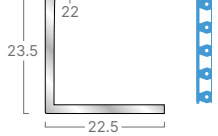
Multi-Purpose Trims

Code / Profile	Material	Length	Colours / Finishes
ETR307UF0 	Aluminium	2.50m 2.715m	 F0 Natural
ETR307GF0 	Aluminium	2.50m	 F0 Natural
ETR303F0 	Aluminium	2.50m 2.715m	 F0 Natural
ETR303UF0 	Aluminium	2.50m 2.715m	 F0 Natural
ETR303GF0 	Aluminium	2.50m	 F0 Natural
ETR304F0 	Aluminium	2.50m 2.715m	 F0 Natural
ETR304UF0 	Aluminium	2.50m 2.715m	 F0 Natural

Multi-Purpose Trims

Code / Profile	Material	Length	Colours / Finishes
ETR304GF0 	Aluminium	2.50m	 F0 Natural
ETR305F0 	Aluminium	2.50m	 F0 Natural
ETR305UF0 	Aluminium	2.50m	 F0 Natural
ETR305GF0 	Aluminium	2.50m	 F0 Natural
ETR306F0 	Aluminium	2.50m	 F0 Natural
ETR306UF0 	Aluminium	2.50m	 F0 Natural
ETR306GF0 	Aluminium	2.50m	 F0 Natural

Multi-Purpose Trims

Code / Profile	Material	Length	Colours / Finishes
ETR312F0 	Aluminium	2.50m	■ F0 Natural
ETR312UF0 	Aluminium	2.50m	■ F0 Natural
ETR312GF0 	Aluminium	2.50m	■ F0 Natural
ETR309F0 	Aluminium	2.50m	■ F0 Natural
ETR309UF0 	Aluminium	2.50m	■ F0 Natural
ETR309GF0 	Aluminium	2.50m	■ F0 Natural

Multi-Purpose Trims

Code / Profile	Material	Length	Colours / Finishes
ETR301F7 	Brass	2.50m	F7 Polished
ETR301GF7 	Brass	2.50m	F7 Polished
ETR302F7 	Brass	2.50m	F7 Polished
ETR302GF7 	Brass	2.50m	F7 Polished
ETR307F7 	Brass	2.50m	F7 Polished
ETR307GF7 	Brass	2.50m	F7 Polished
ETR303F7 	Brass	2.50m	F7 Polished
ETR303GF7 	Brass	2.50m	F7 Polished

Multi-Purpose Trims

Code / Profile	Material	Length	Colours / Finishes
ETR304F7 	Brass	2.50m	F7 Polished
ETR304GF7 	Brass	2.50m	F7 Polished
ETR305F7 	Brass	2.50m	F7 Polished
ETR305GF7 	Brass	2.50m	F7 Polished
ETR306F7 	Brass	2.50m	F7 Polished
ETR306GF7 	Brass	2.50m	F7 Polished
ETR309F7 	Brass	2.50m	F7 Polished
ETR309GF7 	Brass	2.50m	F7 Polished

Multi-Purpose Trims

Code / Profile	Material	Length	Colours / Finishes
ETR301GF8 	Stainless Steel	2.50m	F8 Polished
ETR302GF8 	Stainless Steel	2.50m	F8 Polished
ETR307GF8 	Stainless Steel	2.50m	F8 Polished
ETR303GF8 	Stainless Steel	2.50m	F8 Polished
ETR304GF8 	Stainless Steel	2.50m	F8 Polished
ETR305GF8 	Stainless Steel	2.50m	F8 Polished
ETR306GF8 	Stainless Steel	2.50m	F8 Polished
ETR309GF8 	Stainless Steel	2.50m	F8 Polished

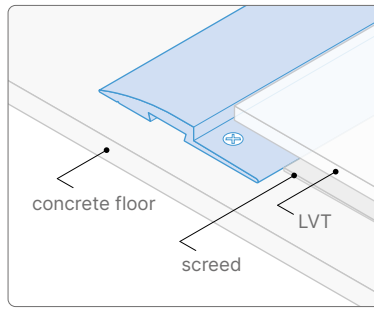
▲ Note there is a +/- 0.5mm tolerance on the height of stainless steel multi-purpose trims.

Ramp Edges - Aluminium

Used to join floorcoverings such as carpet or resilient flooring to flooring of a lower height, e.g. stone, concrete or resilient.

Solid base for straights.

Solid base with countersunk holes for straights.



TA16 shown with LVT to concrete floor.

Code / Profile	Material	Length	Colours / Finishes
RT264 	Aluminium	2.70m	F3 Polished F4 Silver Anodised
RT265 	Aluminium	2.70m	F3 Polished F4 Silver Anodised
TA16 	Aluminium	2.75m	Mill Finish
RT330 	Aluminium	2.70m	F3 Polished F4 Silver Anodised
RT250S 	Aluminium	2.70m	F3 Polished F4 Silver Anodised
RT247 	Aluminium	2.70m	F3 Polished F4 Silver Anodised
RT245 	Aluminium	2.70m	F3 Polished F4 Silver Anodised

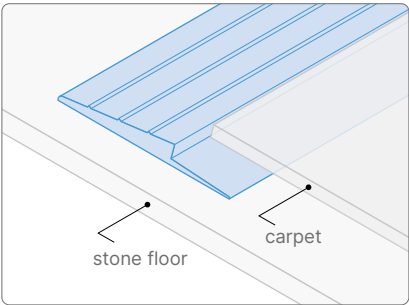
Visit: www.gradus.com for full details

Dimensions shown are nominal
Illustrations are 70% size in mm

NBS Source
PARTNER

Ramp Edges - Pvc

Used to join floorcoverings such as carpet to flooring of a lower height, e.g. stone, concrete or resilient.

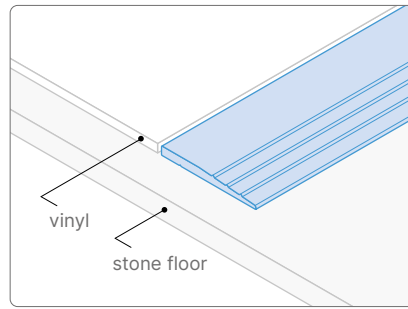


PCR632 shown with carpet to stone floor.

Code / Profile	Material	Length	Colours / Finishes
CVT5 	pvc	2.00m	<ul style="list-style-type: none"> Black Brown Granite Dove
CTR5 	pvc	2.00m	<ul style="list-style-type: none"> Black Brown Granite Dove
PCR632 	pvc	2.00m	<ul style="list-style-type: none"> Black Brown Granite Dove
PCR932 	pvc	2.00m	<ul style="list-style-type: none"> Black Brown Granite Dove
T450 	pvc	2.00m	<ul style="list-style-type: none"> Black Brown Granite Dove
T600 	pvc	2.00m	<ul style="list-style-type: none"> Black Brown Granite Dove






Feather Edges

Used to finish the raw exposed edge of resilient floorcoverings. Typically used at the junction with terrazzo or stone floors.



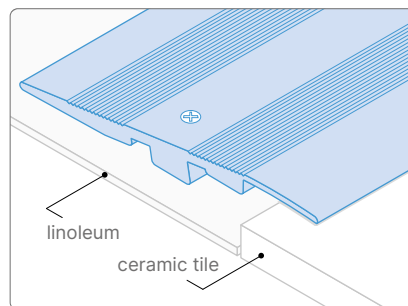
TA25 shown with vinyl to stone floor.



Code / Profile	Material	Length	Colours / Finishes
TA25 	Aluminium	2.50m	 Mill Finish
T200 	pvc	15m coil	 Black  Brown  Granite  Dove
T250 	pvc	15m coil	 Black  Brown  Granite  Dove
T300 	pvc	15m coil	 Black  Brown  Granite  Dove

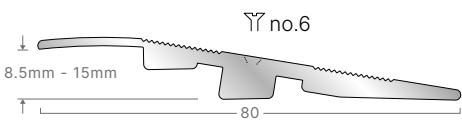


Heavy-Duty Ramp

Used to provide a transition for floorcoverings with a height of between 8.5mm and 15mm. 8.5mm to 13mm - suitable for heavy wheeled traffic. 13mm to 15mm - suitable for light wheeled traffic, e.g. wheelchairs and pushchairs. Supplied pre-drilled with countersunk holes.



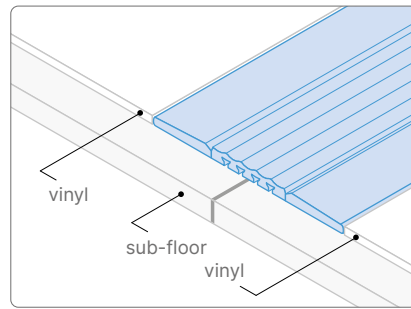
AR268 shown with linoleum to ceramic tile.



Code / Profile	Material	Length	Colours / Finishes
AR268 	Aluminium	2.70m	 F0 Natural Aluminium  F4 Silver Anodised

Construction Joint Covers

Used to provide a cover for construction joints offering a neat solution that allows minor movement to occur. Profiles are adhered using contact adhesive, applied to the solid outer sections only. Note: EJC profiles are not recommended for structural expansion joints.

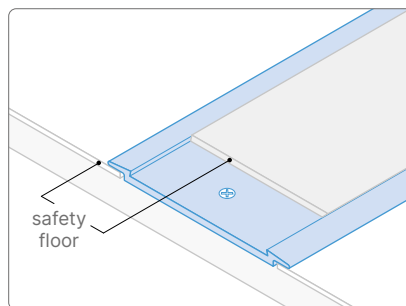


EJC50 shown with vinyl to vinyl.

Code / Profile	Material	Length	Colours / Finishes
EJC50 	pvc	15m coil	<ul style="list-style-type: none"> Black Brown Granite Dove
EJC75 	pvc	15m coil	<ul style="list-style-type: none"> Black Brown Granite Dove
EJC75 3.2 	pvc	15m coil	<ul style="list-style-type: none"> Black Brown Granite Dove
EJC125 	pvc	15m coil	<ul style="list-style-type: none"> Black Brown Granite Dove

Floor Repair Trim

Used to repair resilient floorcoverings where welded joints have failed. Utilises strips of the same floorcovering to provide an unobtrusive repair. Can be used at door interfaces to provide a robust transition. Supplied pre-drilled with countersunk holes.

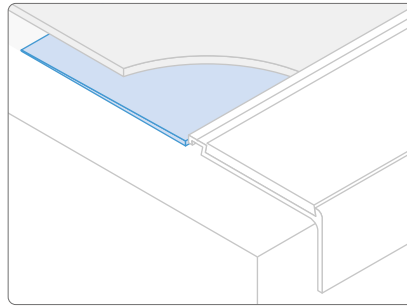


AVR5020 repairing safety flooring.


Code / Profile	Material	Length	Colours / Finishes
AVR5020 <p>Shown with floorcovering for illustration purposes only (not supplied)</p>	Aluminium	3.20m	<ul style="list-style-type: none"> Mill Finish


Bevelled Underlay

Used as a diminishing strip and is ideal for building up the height of resilient floorcoverings to meet a thicker gauge material or a stair edging. Grooves along the underside of BU800 provide a straight cutting edge at points where the thickness gives ideal height adjustment.



BU200
used to build up
3.2mm linoleum.



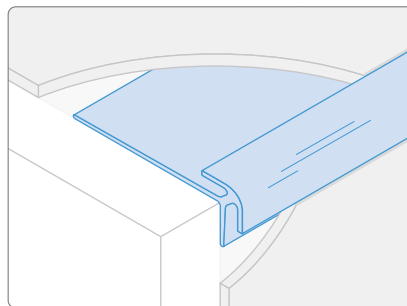
Code / Profile	Material	Length	Colours / Finishes
BU200 	pvc	15m coil	■ Black
BU800 see below	pvc	15m coil	■ Black



BU profiles contain up to 50% recycled content.

Dual Trim

Used to provide a neat finish to the edge of raised areas such as tiered seating in lecture theatres or display platforms in retail environments. Suitable for use with resilient floorcoverings and thin gauge carpet. Note: NOT suitable for use as a stair edging.



DT50
fitted with
3.2mm linoleum.



Code / Profile	Material	Length	Colours / Finishes
DT50 	PVC-u	2.50m	■ Black ■ Brown ■ Granite ■ Dove



Visit: www.gradus.com
for full details



Dimensions shown are nominal
Illustrations are 70% size in mm

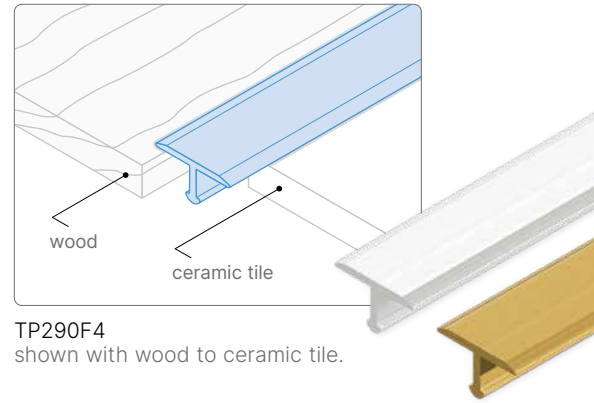


NBS Source
PARTNER

Transition T Profiles

Used for joining different floorcoverings of the same, or slightly differing, heights. The design of the T profiles allows slight imperfections in joints and cuts to be hidden, and enables a gap between floor finishes to be incorporated during installation to allow for natural expansion in flooring materials such as ceramics and wood. Profiles can be curved on-site using a bending machine for shaped edges and inlays (see page 114).

T profiles are fitted after the floorcoverings have been installed, making them ideal for use when the installation of the floorcoverings is undertaken by different trades (e.g. ceramic contractors and flooring contractors) where the trims cannot be fixed until both floors have been completed.

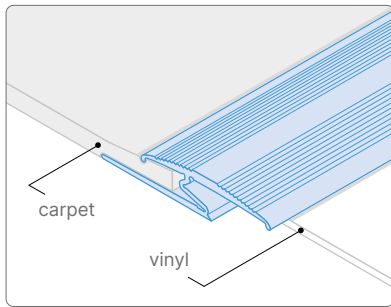


Code / Profile	Material	Length	Colours / Finishes
TP290F4   500mm	Aluminium	2.70m	F4 Silver Anodised
TP290F7   400mm	Brass	2.70m	F7 Polished
TP291F4   1200mm  1200mm	Aluminium	2.70m	F4 Silver Anodised
TP295F4   1800mm	Aluminium	2.70m	F4 Silver Anodised
TP293F4   4000mm	Aluminium	2.70m	F4 Silver Anodised

 Bending machine required - contact Technical Support

Threshold Trims

Used to join floorcoverings of the same height usually at door or room thresholds. Typically used at door interfaces or to define changes in area.



TH382 shown with carpet to vinyl. Also suitable for use with other floorcoverings.

Solid base for straights.

Solid base with countersunk holes for straights.

Code / Profile	Material	Length	Colours / Finishes
TH382 	Aluminium	2.70m	<ul style="list-style-type: none"> F3 Polished F4 Silver Anodised



TH382 and TH383 - the top section should be lightly dressed down using a rubber mallet after installation to ensure a tight fit to edges of both floorcoverings.

TH383 	Aluminium	2.70m	<ul style="list-style-type: none"> F3 Polished F4 Silver Anodised
-----------	-----------	-------	---

TH495 	pvc Top PVC-u Base	2.50m	<ul style="list-style-type: none"> Zinc Doubleton Platinum Silver
-----------	-----------------------	-------	--

CET5 	pvc	2.00m	<ul style="list-style-type: none"> Black Brown Granite Bluebell Dove Clay
----------	-----	-------	---

Internal & External Corners

Coving solutions ideal for LVT and other resilient flooring to create a neat finish at internal and external junctions. Trims can be used horizontally or vertically.



CVA870
F6 Bronze Anodised



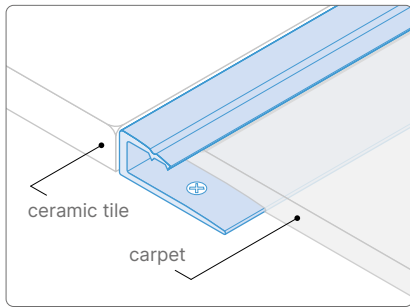
CVA870IW
F9 Sand Anodised

Code / Profile	Material	Length	Colours / Finishes
<p>CVA927</p>	Aluminium	2.50m	<ul style="list-style-type: none"> F4 Silver Anodised F6 Bronze Anodised F9 Sand Anodised
<p>CVA870IW</p>	Aluminium	2.50m	<ul style="list-style-type: none"> F4 Silver Anodised F6 Bronze Anodised F9 Sand Anodised
<p>CVA870</p>	Aluminium	2.50m	<ul style="list-style-type: none"> F4 Silver Anodised F6 Bronze Anodised F9 Sand Anodised
<p>CVA873</p>	Aluminium	2.50m	<ul style="list-style-type: none"> F4 Silver Anodised F6 Bronze Anodised F9 Sand Anodised

Square Edge Trims



Typically used with carpet, carpet tile, wood and wood laminate at the junction with other flooring materials such as other carpets, ceramics and wood. Provides a neat finish to floorcoverings, protecting the edges from damage and also hiding any slight imperfections in joints or cuts. Selected square edges are also available with pre-punched bases and tabs for on-site curving as indicated.



ACT48 shown with ceramic tile to carpet.



Pre-punched with tabs and fixing holes for on-site curving.



Solid base for straights.



Solid base with countersunk holes for straights.

Code / Profile	Material	Length	Colours / Finishes
ET804 	Aluminium	2.50m	■ F3 Polished ■ F4 Silver Anodised
ET804EBF4 	Aluminium	2.50m	■ F4 Silver Anodised
ET806 	Aluminium	2.50m	■ F3 Polished ■ F4 Silver Anodised
ET806EBF4 	Aluminium	2.50m	■ F4 Silver Anodised



Visit: www.gradus.com for full details

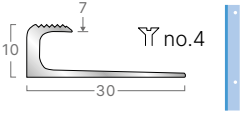
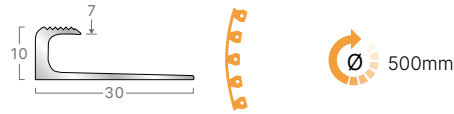
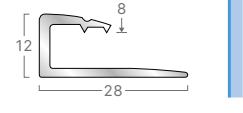
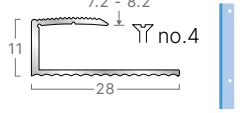
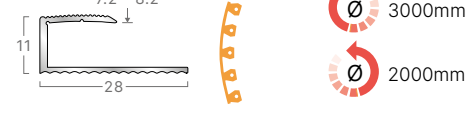
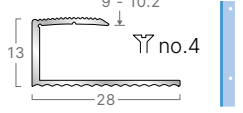
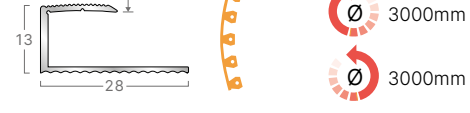



Dimensions shown are nominal
Illustrations are 70% size in mm



Can be curved by hand

Square Edge Trims

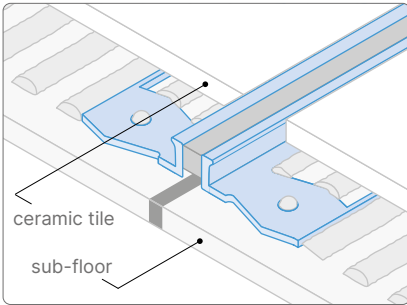
Code / Profile	Material	Length	Colours / Finishes
ET805 	Aluminium	2.50m	■ F3 Polished ■ F4 Silver Anodised
ET805EBF4 	Aluminium	2.50m	■ F4 Silver Anodised
ACT48 	Aluminium Available with or without carpet gripper	3.20m	■ Mill Finish
ET210 	Aluminium	2.70m	■ F3 Polished ■ F4 Silver Anodised
ET210EBF4 	Aluminium	2.70m	■ F4 Silver Anodised
ET212 	Aluminium	2.70m	■ F3 Polished ■ F4 Silver Anodised
ET212EBF4 	Aluminium	2.70m	■ F4 Silver Anodised

 Bending machine required - contact Technical Support

 NBS Source PARTNER

Movement Joints

Are used to join floorcoverings where expansion up to 1.5mm is required. Designed specifically for use with flooring materials such as ceramic tile, marble, stone, terrazzo and resins only. All profiles feature a perforated base for fixing.



MJ307SF4 shown with ceramic tile to ceramic tile.

Code / Profile	Material	Length	Colours / Finishes
MJ301SF4 	Aluminium with grey or black silicone joint 	2.50m	F4 Silver Anodised
MJ302SF4 	Aluminium with grey or black silicone joint 	2.50m	F4 Silver Anodised
MJ307SF4 	Aluminium with grey or black silicone joint 	2.50m	F4 Silver Anodised
MJ303SF4 	Aluminium with grey or black silicone joint 	2.50m	F4 Silver Anodised

Movement Joints

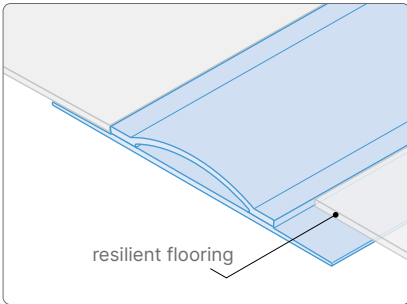
Code / Profile	Material	Length	Colours / Finishes
MJ304SF4 	Aluminium with grey or black silicone joint	2.50m	F4 Silver Anodised
MJ305SF4 	Aluminium with grey or black silicone joint	2.50m	F4 Silver Anodised
MJ306SF4 	Aluminium with grey or black silicone joint	2.50m	F4 Silver Anodised
MJ301SF8 	Stainless Steel with grey or black silicone joint	2.50m	F8 Polished
MJ302SF8 	Stainless Steel with grey or black silicone joint	2.50m	F8 Polished
MJ307SF8 	Stainless Steel with grey or black silicone joint	2.50m	F8 Polished

▲ Note there is a +/- 0.5mm tolerance on the height of stainless steel movement joint profiles.

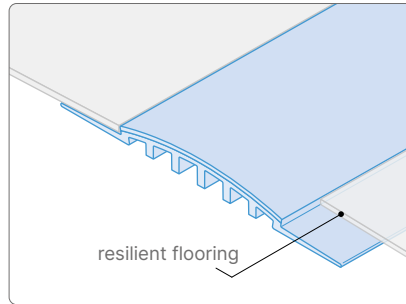
Wetroom Transition Strips



Wetroom transition strips are designed to be incorporated into the resilient flooring in wetrooms and shower areas in order to contain water and prevent it encroaching into dry areas. Gradus WTS wetroom transition strips are tested for slip-resistance in barefoot areas and are designed to be safe and comfortable underfoot whilst allowing wheelchair access. For larger colour swatches and LRV readings see page 89.



WTS1 shown with resilient flooring.



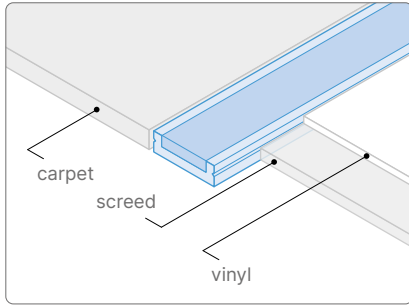
WTS2 shown with resilient flooring.

Code / Profile	Material	Length	Colours / Finishes
<p>WTS1</p>	pvc	2.00m	<ul style="list-style-type: none"> Coffee Lead Steel Clay Canvas
<p>WTS2</p>	pvc	2.00m	<ul style="list-style-type: none"> Coffee Lead Steel Clay Canvas
<p>WTS3</p>	pvc	2.00m	<ul style="list-style-type: none"> Coffee Lead Steel Clay Canvas

Feature Strip



Acts as a joining strip to help define walkways or separate floorcoverings of the same height. Utilises pvc insert material to add colour and design (supplied separately - see page 29 for larger colour swatches and LRV's).



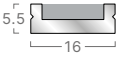
FCA16 shown with carpet to vinyl.

Interior Standard Insert

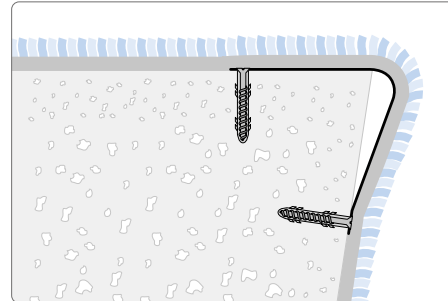
- | | | | |
|------------|-------------|---------|-------------|
| ■ Jet | ■ Midnight | ■ Lead | ■ Glacier |
| ■ Ink | ■ Evergreen | ■ Steel | ■ Canvas |
| ■ Burgundy | ■ Ocean | ■ Cloud | ■ Buttercup |
| ■ Coffee | ■ Poppy | ■ Linen | ■ Snowdrift |

Interior Grained Insert

- | |
|-----------|
| ■ Black |
| ■ Brown |
| ■ Granite |
| ■ Dove |

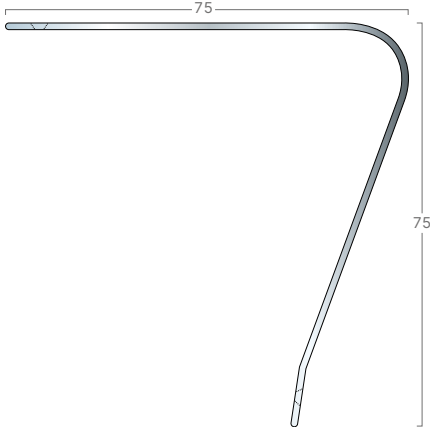
Code / Profile	Material	Length	Colours / Finishes
FCA16 + INS12	FCA16 Aluminium	2.50m	See above
	INS12 pvc insert	2.50m / 15m coil	
	Insert tape	51m coil	


Contour Edge



CR5 fitted to step edge with "waterfalled" carpet.

Designed to be used where a stair edging is not required and the carpet is "waterfalled" from the top to the bottom of a flight of stairs, usually in domestic applications or buildings exempt from standard building guidelines e.g. heritage buildings. It also helps to reduce wear to both the floorcovering and the leading edge of the step. Supplied pre-drilled.

Code / Profile	Material	Length	Colours / Finishes
CR5	Stainless Steel	2.50m	■ Mill Finish
			



Section 3

Specialist LED Lighting Systems

With over 25 years experience in the design and manufacture of specialist LED lighting, Gradus offers a comprehensive range of low voltage decorative and safety LED lighting solutions ideal for use across a variety of sectors and applications.

Range Overview



LED Lighting Systems

Gradus offers lighting systems available in multiple LED colours and brightness options suitable for most interior applications. These can be combined with profiles, control equipment and power supplies to create a complete Gradus package to meet your project needs.

- > Gradus Impression - See page 152
 - > Gradus Continuity - See page 152
 - > Gradus Interlok Advance - See page 152
-



LED Step Lighting

A comprehensive range of profiles that, when combined with a suitable lighting system, can create both a safe and decorative lighting solution for stairs.

See pages 154-157



LED Architectural Lighting

Centred around providing clients with the ability to transform an environment with subtle accents or striking features, this range is intended for creating a decorative LED Lighting solution that will create a real “wow” factor.


See pages 158-160



LED Lighting Solutions for Auditoria

A series of solutions ideal for use within low-light cinema, theatre and leisure environments to visually enhance the aesthetics, provide guidance to the public, whilst also helping to create a safer environment for building users.

- > LED Aisle & Floor Lighting - See pages 162-164
 - > LED Continuity Linear Lighting - See page 166
 - > LED Wall Lighting - See page 167
 - > LED Step Row Indicator - See page 168
-



Typical Applications

Cinema

Multi-screen
Boutique
Home



Hospitality

Bars
Restaurants
Nightclubs
Lounges

Healthcare

Private Clinics
Private Hospitals



Retail

Boutique Shops
Shopping Centres
Food Courts

Education

Breakout Areas
Libraries
Lecture Theatres
Canteens



Health & Fitness

Gyms
Fitness Studios
Health Spa's

Leisure

Theatres
Museums & Galleries
Casinos



Residential

Luxury Developments

LED Lighting Systems



Gradus offers lighting systems available in multiple LED colours and brightness options suitable for most interior applications. These can be combined with profiles, control equipment and power supplies to create a complete Gradus package that meets your project needs.

Gradus Impression


Features LED tapes that produce a continuous lighting effect for a modern finish ideal for use within medium to well-lit applications where there is added focus on the visual appearance and overall finished effect, in addition to safety.



- RGB Colour Changing
- Dual-White CCT (Create any shade of white within colour temperature range of 2700k-6000k)
- RGBW Colour Changing (Cool White 6000k)


Gradus Continuity

A continuous linear lighting effect that clearly defines the step edge in low-light environments, created using a fibre optic rod that is end-illuminated with high intensity LEDs.



Gradus Interlok Advance

Offers a pinpoint lighting effect that is created using circuit board strips with LEDs spaced at either 50mm or 100mm intervals.



Control Equipment

Take control of your LED Lighting System

Our comprehensive range of control equipment and power supply units, coupled with our expert technical knowledge, allow us to work with you to create a tailored package that incorporates as little or as much functionality as your project requires.


Whether it's to simply switch on and off, adjust the colour and brightness at any time, or the ability to control multiple zones off a single controller, we can build this into the overall package.

For more details or to discuss your needs in more detail, call us on 01625 428922




LED Step Lighting

Gradus offers a range of hard-wearing PVC-u and Aluminium stair edging profiles with a choice of slip-resistant inserts.



- > Clear PVC-u design allows light to be projected through the profile.
- > Illuminated stair edging is visible when ascending and descending the staircase.



- > Light is projected directly from the tube or diffuser cover.
- > The angle at which the illumination is visible depends on the profile design.



LED Step Lighting - PVC-u Profiles


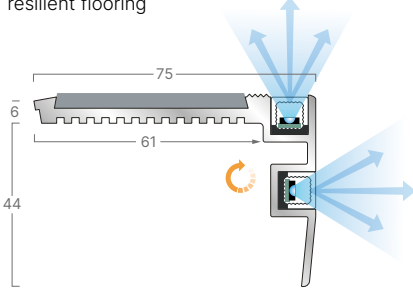












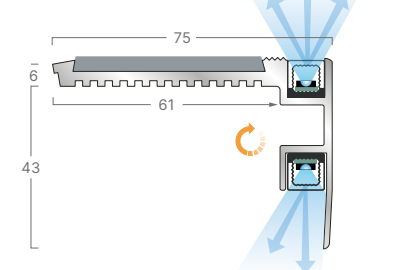













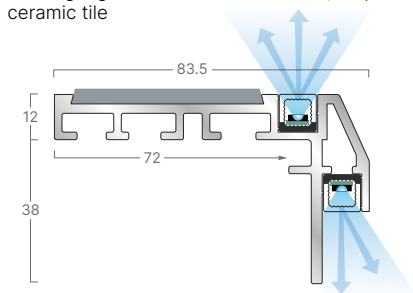

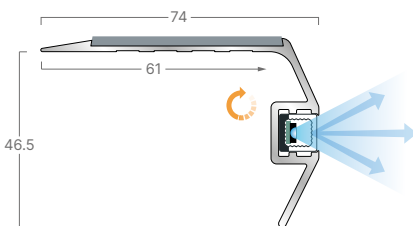
Code / Profile	Description	LED & Insert Options
<p>RXT1218L</p> 	<p>> Clear PVC-u channel & Black riser > Up & angled illumination > For use with wood & carpet</p> 	<p>LED Lighting Systems Availability</p> <p>Gradus Continuity</p> <ul style="list-style-type: none">  Warm White  White  Blue  Green  Amber  Red
<p>RNT1218L</p> 	<p>> Clear PVC-u channel & riser > Illumination on front provides all round visibility > 12mm gauge ideal for use with carpet & wood</p> 	<p>Gradus Interlok Advance</p> <ul style="list-style-type: none">  Warm White  White  Blue  Green  Amber  Red <p>Insert Options</p> <ul style="list-style-type: none"> • Xtra-grip* • Xtra-grip Plus* • Interior Standard Finish • Interior Grained Finish* <p>(see pages 28-29)</p> <p>*Available with RNT profiles only</p>
<p>RNT718L</p> 	<p>> Clear PVC-u channel & riser > Illumination on front provides all round visibility > 7mm gauge ideal for use with wood, carpet & resilient flooring</p> 	<p>*Available with RNT profiles only</p>

Visit: www.gradus.com for full details

Dimensions shown are nominal
Illustrations are 50% size in mm

Profile can be curved subject to approval of template

LED Step Lighting - Aluminium Profiles

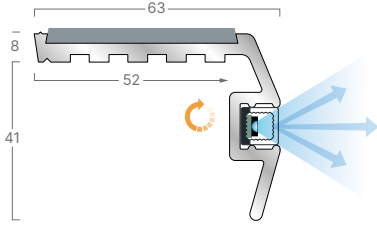

Code / Profile	Description	LED & Insert Options
<p>ATF71L</p> 	<p>> Aluminium channel (also available in Black or Gold anodised)</p> <p>> Illumination on tread and/or riser</p> <p>> 6mm gauge ideal for use with wood, carpet & resilient flooring</p> 	<p>LED Lighting Systems Availability</p> <p>Gradus Impression</p> <ul style="list-style-type: none">  2700k White  3000k White  4000k White  6000k White  Blue  Green  Amber  Red  Pink <p> RGB Colour Changing</p> <p> Dual-White CCT (Create any shade of white within colour temperature range of 2700k-6000k)</p>
<p>ATD71L</p> 	<p>> Aluminium channel (also available in Black or Gold anodised)</p> <p>> Illumination on tread and/or riser</p> <p>> 6mm gauge ideal for use with wood, carpet & resilient flooring</p> 	<p>Gradus Continuity</p> <ul style="list-style-type: none">  Warm White  White  Blue  Green  Amber  Red <p>Gradus Interlok Advance</p> <ul style="list-style-type: none">  Warm White  White  Blue  Green  Amber  Red
<p>ATD121L</p> 	<p>> Aluminium channel (also available in Black or Gold anodised)</p> <p>> Illumination on tread and/or riser</p> <p>> 12mm gauge ideal for use with wood, carpet & ceramic tile</p> 	<p>Insert Options</p> <ul style="list-style-type: none"> • Xtra-grip • Xtra-grip Plus • Interior Standard Finish • Interior Grained Finish (see pages 28-29)
<p>AS1106L</p> 	<p>> Aluminium channel (also available in Black or Gold anodised)</p> <p>> Step front illumination</p> <p>> Ramp back profile for use with resilient flooring or where no surface floorcoverings are used</p> 	<p>Insert Options</p> <ul style="list-style-type: none"> • Xtra-grip • Xtra-grip Plus • Interior Standard Finish • Interior Grained Finish (see pages 28-29)

Visit: www.gradus.com for full details

Dimensions shown are nominal
Illustrations are 50% size in mm

Profile can be curved subject to approval of template

LED Step Lighting - Aluminium Profiles

Code / Profile	Description	LED & Insert Options
<p>AT718L</p> 	<ul style="list-style-type: none"> > Aluminium channel (also available in Black or Gold anodised) > Step front illumination > 8mm gauge ideal for use with wood, carpet & resilient flooring 	<p>LED Lighting Systems Availability</p> <p>Gradus Impression</p> <ul style="list-style-type: none"> 2700k White 3000k White 4000k White 6000k White Blue Green Amber Red Pink <p>RGB Colour Changing</p> <p>Dual-White CCT (Create any shade of white within colour temperature range of 2700k-6000k)</p>
<p>ATNG71L</p> 	<ul style="list-style-type: none"> > Aluminium channel (also available in Black or Gold anodised) > Angled illumination > 8mm gauge ideal for use with wood, carpet & resilient flooring 	<p>Gradus Continuity</p> <ul style="list-style-type: none"> Warm White White Blue Green Amber Red <p>Gradus Interlok Advance</p> <ul style="list-style-type: none"> Warm White White Blue Green Amber Red
<p>ELAF5150</p> 	<ul style="list-style-type: none"> > Black anodised aluminium channel > Angled illumination > 5mm gauge ideal for use with wood, thin gauge carpet & resilient flooring > Can be supplied pre-assembled for ease of installation 	<p>Insert Options</p> <ul style="list-style-type: none"> Xtra-grip Xtra-grip Plus Interior Standard Finish Interior Grained Finish (see pages 28-29)
<p>ELAF2350</p> 	<ul style="list-style-type: none"> > Black powder coated aluminium channel > Angled illumination > 6.5mm gauge ideal for use with wood, carpet & resilient flooring 	


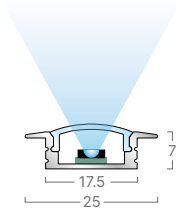

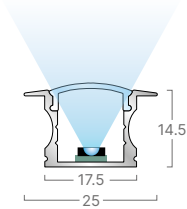

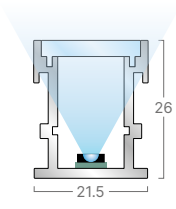

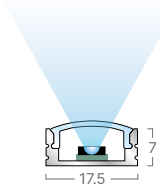

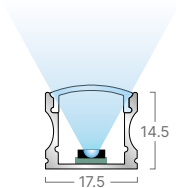
LED Architectural Lighting

Comprising of surface mounted, recessed and plaster in formats, Gradus Architectural Lighting Profiles are available in eleven configurations to suit the most common scenarios encountered within interior applications.

Designed for use with our full range of Gradus Impression LED tapes, the aluminium profiles assist with heat dissipation and feature a diffuser cover that hides the LED tape from view to create a finished look, whilst also reducing glare and protecting against damage.



LED Architectural Lighting - Aluminium Profiles

Code / Profile	Description	LED Options
 <p>ALS/SR Shallow Recessed</p> 	<ul style="list-style-type: none"> > Aluminium base with Polycarbonate cover (semi-diffused) > For shallow recesses within walls, ceilings, units, furniture etc. > Supplied with end caps 	
 <p>ALS/DR Deep Recessed</p> 	<ul style="list-style-type: none"> > Aluminium base with Polycarbonate cover (semi-diffused) > For deeper recesses within walls, ceilings, units, furniture etc. > Supplied with end caps 	<p>Gradus Impression</p> <ul style="list-style-type: none"> 2700k White 3000k White 4000k White 6000k White Blue Green Amber Red Pink
 <p>ALS/WO Walk Over</p> 	<ul style="list-style-type: none"> > Aluminium base with Polycarbonate cover (semi-diffused) > For use in floor recesses > Supplied with end caps 	<ul style="list-style-type: none"> RGB Colour Changing RGBW Colour Changing (Cool White 6000k) Dual-White CCT (Create any shade of white within colour temperature range of 2700k-6000k)
 <p>ALS/TS Thin Surface</p> 	<ul style="list-style-type: none"> > Aluminium base with Polycarbonate cover (semi-diffused) > For surface mounting to walls, ceilings, units, cabinets etc. in discreet locations > Supplied with end caps and fixing clips 	
 <p>ALS/DS Deep Surface</p> 	<ul style="list-style-type: none"> > Aluminium base with Polycarbonate cover (semi-diffused) > For surface mounting to walls and ceilings in highly visible locations > Supplied with end caps and fixing clips 	



Visit: www.gradus.com
for full details


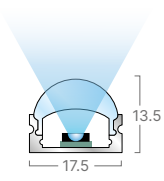


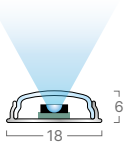

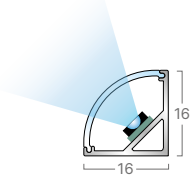

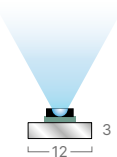

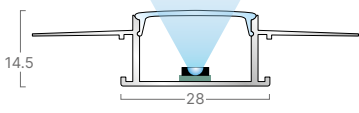

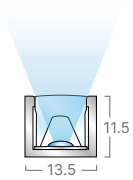



Dimensions shown are nominal
Illustrations are 70% size in mm



NBS Source
PARTNER


LED Architectural Lighting - Aluminium Profiles

Code / Profile	Description	LED Options
 <p>ALS/OL Optic Lens</p> 	<ul style="list-style-type: none"> > Aluminium base with Polycarbonate cover (clear) > For surface mounting to create a wall wash lighting effect > Supplied with end caps and fixing clips 	
 <p>ALS/B Bendable</p>  <p>300mm minimum bend radius</p> 	<ul style="list-style-type: none"> > Aluminium base with Polycarbonate cover (semi-diffused) > For surface mounting to walls, ceilings or within coves > Supplied with end caps and fixing clips 	<p>Gradus Impression</p> <ul style="list-style-type: none"> 2700k White 3000k White 4000k White 6000k White Blue Green Amber Red Pink
 <p>ALS/FC Corner</p> 	<ul style="list-style-type: none"> > Aluminium base with Polycarbonate cover (semi-diffused) > For surface mounting to 90° angle corners on walls and ceilings > Supplied with end caps and fixing clips 	<ul style="list-style-type: none"> RGB Colour Changing RGBW Colour Changing (Cool White 6000k) Dual-White CCT (Create any shade of white within colour temperature range of 2700k-6000k)
 <p>ALS/FB Flat Base</p> 	<ul style="list-style-type: none"> > Aluminium base > For surface mounting to locations that are not visible 	
 <p>ALS/FR Flush Recessed (Plaster-In)</p> 	<ul style="list-style-type: none"> > Aluminium base with Polycarbonate cover (semi-diffused) > For projects where the profile is to be plastered into a wall or other surface > Supplied with end caps 	<p>DLA45 available in Gradus Impression (see above) and the following LED Lighting Systems</p> <p>Gradus Continuity</p> <ul style="list-style-type: none"> Warm White White Blue Green Amber Red
 <p>DLA45 U-section</p> 	<ul style="list-style-type: none"> > Aluminium U-section (also available in Black anodised) with PVC-u cover (semi-diffused) > Can be surface mounted or recessed into floors & walls > Fixing clips supplied 	<p>Gradus Interlok Advance</p> <ul style="list-style-type: none"> Warm White White Blue Green Amber Red



LED Aisle & Floor Lighting

Gradus offers a comprehensive range of PVC-u aisle and floor trims that are designed for internal use as cable management systems to work with illuminated stair edging profiles or to illuminate floors, walkways, aisles and exit/entrance routes.




LED Aisle & Floor Lighting - PVC-u Profiles


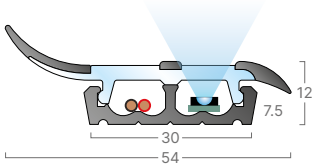
Code / Profile	Description	LED Options
<p>CL05 / LB10 Carpet to Carpet</p> 	<ul style="list-style-type: none"> > Black PVC-u base > Co-extruded tops available with smoked or clear window > 9mm gauge to accommodate medium to heavy gauge carpets 	
<p>CLS13 / LBS45 Carpet to Carpet</p> 	<ul style="list-style-type: none"> > Black PVC-u base > Co-extruded tops available with smoked or clear windows > 5mm gauge to accommodate thinner gauge carpets 	<p>Gradus Interlok Advance</p> <ul style="list-style-type: none"> Warm White White Blue Green Amber Red
<p>CLC13 / TDB45 Carpet to Carpet</p> 	<ul style="list-style-type: none"> > Black PVC-u base > Co-extruded tops available with smoked or clear windows > 7.5mm gauge to accommodate medium gauge carpets 	<p>Gradus Loom</p> <ul style="list-style-type: none"> Warm White White Blue Green Amber Red
<p>CLS16 / LBS45 Carpet to Wall</p> 	<ul style="list-style-type: none"> > Black PVC-u base > Co-extruded tops available with smoked or clear windows > 5mm gauge to accommodate thinner gauge carpets > Prevents dirt & debris collecting 	

KEY Cable  LED Lighting System 

Visit: www.gradus.com for full details


 Dimensions shown are nominal Illustrations are 70% size in mm


LED Aisle & Floor Lighting - PVC-u Profiles

Code / Profile	Description	LED Options
<p>CLC16/TDB45 Carpet to Wall</p> 	<ul style="list-style-type: none"> > Black PVC-u base > Co-extruded tops available with smoked or clear windows > 7.5mm gauge to accommodate medium gauge carpets > Prevents dirt & debris collecting 	
<p>CLS20/LBS45 Vinyl to Carpet</p> 	<ul style="list-style-type: none"> > Black PVC-u base > Co-extruded tops available with smoked or clear windows > 5mm gauge to accommodate thinner gauge carpets > Provides a safe transition between floorcoverings of different heights 	<p>Gradus Interlok Advance</p> <ul style="list-style-type: none"> Warm White White Blue Green Amber Red <p>Gradus Loom</p> <ul style="list-style-type: none"> Warm White White Blue Green Amber Red
<p>CLC20/TDB45 Vinyl to Carpet</p> 	<ul style="list-style-type: none"> > Black PVC-u base > Co-extruded tops available with smoked or clear windows > 7.5mm gauge to accommodate medium gauge carpets > Provides a safe transition between floorcoverings of different heights 	
<p>CLC11/TB45D Vinyl to Carpet</p> 	<ul style="list-style-type: none"> > Black PVC-u base > Co-extruded tops available with smoked or clear window > 12mm gauge to accommodate heavy gauge carpets > Provides a safe transition between floorcoverings of different heights 	<p>CLC11/TB45D available in Gradus Interlok Advance & Loom (see above) and the following LED Lighting System</p> <p>Gradus Continuity</p> <ul style="list-style-type: none"> Warm White White Blue Green Amber Red

KEY Cable  LED Lighting System 









Visit: www.gradus.com for full details

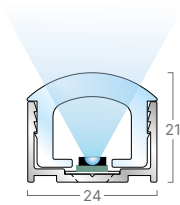
 Dimensions shown are nominal Illustrations are 70% size in mm



LED Continuity™ Linear Lighting

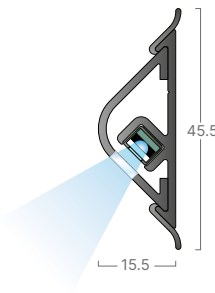

Continuity LED linear lighting offers an excellent alternative to neon lighting for interior applications. Utilising LED technology, this system features a similar light output and brightness to neon, whilst offering the benefits of extra low voltage, low power consumption and a long life cycle.

Code / Profile	Description	Length	Profile Colour	Power	LED Colour
DC2012/DLA2415	DC2012 PVC-u cover with DLA2415 Aluminium Carrier	LED 5m Cover 2m Carrier 2m	PVC-u cover available as Clear (CL) or Opaque (FR)	4.8 - 15.00 watts/metre (dependant on standard or high brightness)	<ul style="list-style-type: none">  Blue  Green  Amber  Red  Warm White  White  RGBW Colour Changing  RGB Colour Changing



LED Wall Lighting

Gradus LED wall lighting has been designed to provide soft illumination way finding for auditoria access during showings or performances without distracting from the primary function of the installation. Gradus LED wall light provides 2.2 lux at 1.9m distance when mounted 300mm above the floor.


Code / Profile	Description	Length	Profile Colour	End Caps	LED Colour
WLT30/WLB45 	PVC-u cover Incorporates a clear window for light to shine downwards PVC-u base	2.5m	Black Clear Translucent Window	ECWLB45 (right or left handed)	Interlok Advance 50mm spaced 12v or 24v DC 




LED Step Row Indicator

Gradus LED step row indicators are used to identify seating rows in auditoria, such as cinema, theatres and lecture theatres in darkened conditions. The profile can incorporate alphabetical or numerical formats, or can be produced in graphical format for directional signage or to denote wheelchair access points.

Suitable for use with carpets that have a compressed thickness of 12mm, the step row indicator profile can be installed into the floorcoverings on either the step tread or the riser.

Code / Profile	Description	Length	Profile Colour	End Caps	LED Colour
LED Row Indicator 	PVC-u frame with window PVC-u base Indicator tile LED	Alphabetical, numerical or graphical format including disabled access	Black	12v DC	<ul style="list-style-type: none"> ■ Blue ■ Green ■ Amber ■ Red ■ Warm White ■ White



LED Lighting Systems - Additional Services & Support



At Gradus one of our key business goals is to provide peace of mind for all our customers through quality, performance and a service that you can rely on. Our Contracts team manage the entire process to tailor quotations and orders to the specific needs of each individual project. Below details the additional services and customer support that Gradus can offer to clients across our full range of LED Lighting Systems.

Specification Consultants:

Provide face to face advice when specifying lighting, ensuring that the products selected are matched to the specific requirements of the environment. We also have a wealth of knowledge and experience within our Contracts Team who are more than happy to share their expertise with clients.

Dedicated Estimating Service:

Available on a supply only basis or for both supply and installation. Gradus also have online project collaboration capabilities.

Site Survey capabilities:

For supply & fit projects, Gradus can arrange a full survey and liaise with other trades to ensure complete peace of mind for the customer.

Supply and Fit package:

Ensures a convenient and reliable service throughout the specification, survey and installation process.

Trained and experienced technicians carry out the installations in line with Gradus quality systems, in accordance with current standards.

Electrical installations carried out and tested in accordance with BS7671 wiring regulations.

To take advantage of the supply and fit service, contact Gradus' specification consultants who will undertake an evaluation of the requirements from which a detailed quote can be prepared. Details of specification consultants are available from:

Gradus Technical Support on
01625 428922 Applicable to UK only.



Section 4

Skirtings, Capping Strips & Accessories

Information to ensure the correct selection of skirtings, capping strips and other accessories along with details of colour availability. Details of Gradus pvc skirtings, metal skirtings, cove formers and capping strips can be found in this section.

Choosing the right skirting

Area of Application

Skirtings, cove formers and capping strips are used to provide clean, neat solutions for junctions where the floor meets the wall.

Gradus offers solutions to suit most contract applications, from 'critical' clean areas where a homogeneous finish is essential such as hospital wards, treatment rooms, and food & pharmaceutical environments, through to commercial office, education or retail environments where functionality needs to be combined with aesthetics.

Healthcare, food & pharmaceutical and education environments in particular benefit from the use of pvc skirtings that can be welded to resilient floorcoverings in order to create completely impervious seals to meet cleaning and hygiene requirements.

For further guidance on the use of pvc skirtings in healthcare environments refer to: Health Technical Memorandum (HTM): Flooring 61 – 3 Design Guidance, Skirtings 3.13 - 3.19.

Materials & Profiles

Selecting the correct type of skirting profile will ensure that product performance matches the environment requirements and will result in a functional, low maintenance alternative to traditional skirtings.

Pvc Skirtings

Set-in – typically used with resilient floorcoverings, this type of skirting is welded to the floorcovering in order to create an impervious seal. Ideal for critical clean areas (e.g. treatment rooms, pharmaceutical production) or areas subject to wet cleaning (e.g. school and hospital corridors). Selected set-in skirtings are available in 15m coils in order to reduce the number of vertical joints required.

Sit-on – typically used with hard floorcoverings. Ideal for use in areas where a neat, clean finish is required but an impervious seal is not required e.g. general circulation areas in schools and hospitals.

Flat – used primarily with textile floorcoverings to form a neat, low-maintenance alternative to timber skirting.

Capping Strips & Cove Formers – used when floorcoverings are continued up the wall. Cove formers ensure a consistent cove is achieved and supports the floorcovering at a weak point. Capping strips provide a neat finish where the floorcovering stops.

Stratum Pvc Skirting

An alternative to traditional timber skirting, this 10mm thick skirting provides the look of painted wood whilst offering a low maintenance solution. Ideal for creating a neat finish in non-critical clean areas, and in all contract environments where ongoing maintenance and aesthetics are important factors.

Metal Skirtings

Modern alternative to pvc or timber skirtings. Creates a modern, hi-tech finish for environments such as commercial office, retail and leisure. Low voltage cable management system also incorporated in selected profiles.



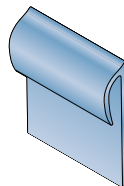
Set-In Skirtings



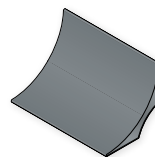
Sit-On Skirtings



Flat Skirtings



Capping Strips



Cove Formers



Stratum Skirtings



Metal Skirtings

Aesthetics

Gradus skirtings & cappings are available in a range of colours and finishes to complement most interior environments.

In addition, the use of a skirting that contrasts in colour and luminance with the floorcovering can assist visually impaired people to determine the borders of the room. As a guide, skirtings should either match the wall colour, or provide a complete contrast with both the wall and floor.

For further details on visual contrast see pages 199-200, 202.




Pvc Skirting FS 100 B profile is rated as Class 1a. Finishes within these ratings can be used throughout dementia applications. We recommend a minimum contrast of 30 points LRV for critical surfaces. For further information see page 206-207 or visit www.gradus.com

Colour Options

Note: Not all colours are available for all profiles. See individual profile pages for colour availability.

Standard



Black
LRV 4.62 | NCS 7502-B



Granite
LRV 10.44 | NCS 6502-R




Stone
LRV 19.73 | NCS 5005-Y20R



Dove
LRV 26.50 | NCS 5000-N



Almond
LRV 38.00 | NCS 3010-Y40R



Salmon
LRV 50.61 | NCS 2010-Y70R



Evergreen
LRV 6.53 | NCS 7020-B70G




Bluebell
LRV 11.28 | NCS 5030-R90B




Azure
LRV 9.99 | NCS 4050-R80B




Leaf
LRV 31.58 | NCS 4010-B90G



Glacier
LRV 40.09 | NCS 2502-B



Snowdrift
LRV 80.86 | NCS 0500-N



Brown
LRV 7.04 | NCS 6010-Y70R




Hickory
LRV 16.10 | NCS 4040-Y80R



Blueberry
LRV 22.97 | NCS 4020-R90B



Dune
LRV 49.67 | NCS 2020-Y30R



Mist
LRV 58.74 | NCS 2500-N

Metallics




Burnt Almond
NCS 7010-Y50R




Zinc
NCS 600-R80B



Doubloon
NCS 4020-Y



Platinum
NCS 2005-Y40R



Silver
NCS 2005-R80B

Metals



Aluminium



Silver Anodised Aluminium



Satin Stainless Steel

Colour Matching

Important note: Due to the limitations of the printing process, colours within this catalogue should not be relied upon for colour matching. An accurate colour match can only be achieved by requesting the relevant product sample(s).

Pvc Skirtings

An extensive range of pvc skirtings, through-coloured for maximum performance and maintenance. Profile designs are available for use in conjunction with floorcoverings from all major manufacturers.

Typical Applications



Set-In - Ideal for critical clean areas where a homogeneous finish is required e.g Treatment Areas, Hospital Wards

Sit-On - Typically used with hard floorcoverings for a neat, clean finish e.g General circulation areas in hospitals and schools


Flat - Typically used with carpet to give a neat finish



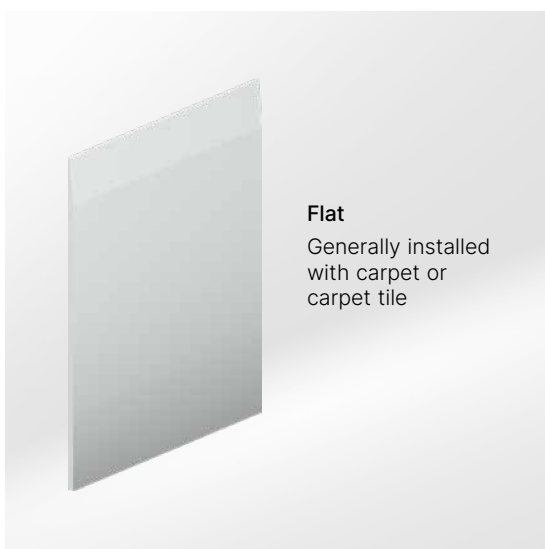
Types of pvc skirting



Set-In Pvc Skirtings



Sit-on Pvc Skirtings

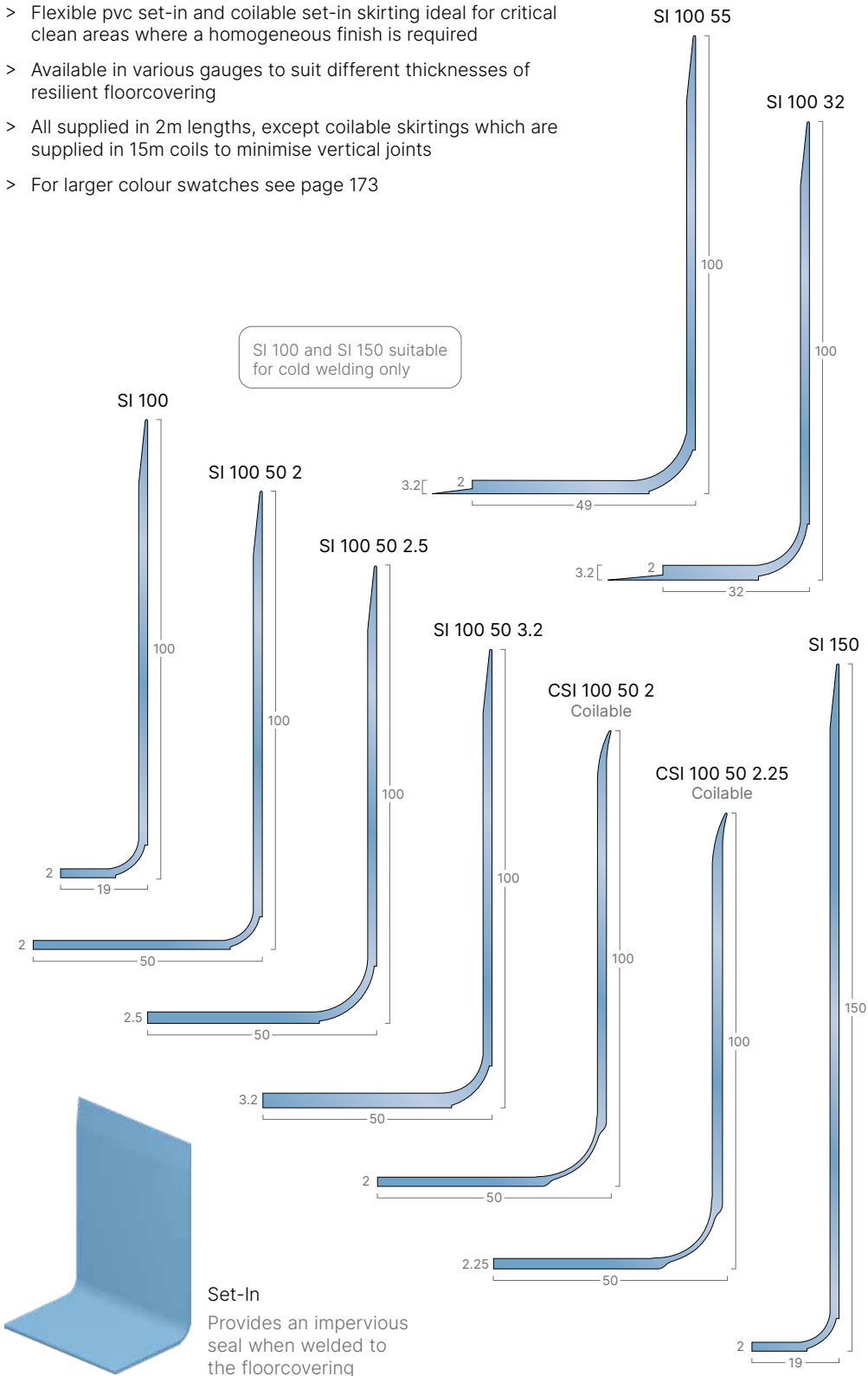


Flat Pvc Skirtings

Skirtings - Set-In

Information

- > For guidance on the correct selection of skirtings see page 172
- > Flexible pvc set-in and coilable set-in skirting ideal for critical clean areas where a homogeneous finish is required
- > Available in various gauges to suit different thicknesses of resilient floorcovering
- > All supplied in 2m lengths, except coilable skirtings which are supplied in 15m coils to minimise vertical joints
- > For larger colour swatches see page 173



All profiles:

- Black
- Brown
- Granite
- Dove

CSI 100 50 2 also available in:

- Evergreen
- Stone
- Bluebell
- Almond
- Glacier
- Snowdrift

SI 100 50 2 also available in:

- Evergreen
- Stone
- Bluebell
- Hickory
- Azure
- Blueberry
- Leaf
- Almond
- Dune
- Salmon
- Glacier
- Mist
- Snowdrift

All other skirtings are available in (subject to minimum quantities and lead times):

- Evergreen
- Stone
- Bluebell
- Hickory*
- Azure*
- Blueberry*
- Leaf*
- Almond
- Dune*
- Salmon*
- Glacier
- Mist*
- Snowdrift

* Excluding CSI 100 50 2 and CSI 100 50 2.25

Skirtings - Sit-On & Flat

Information

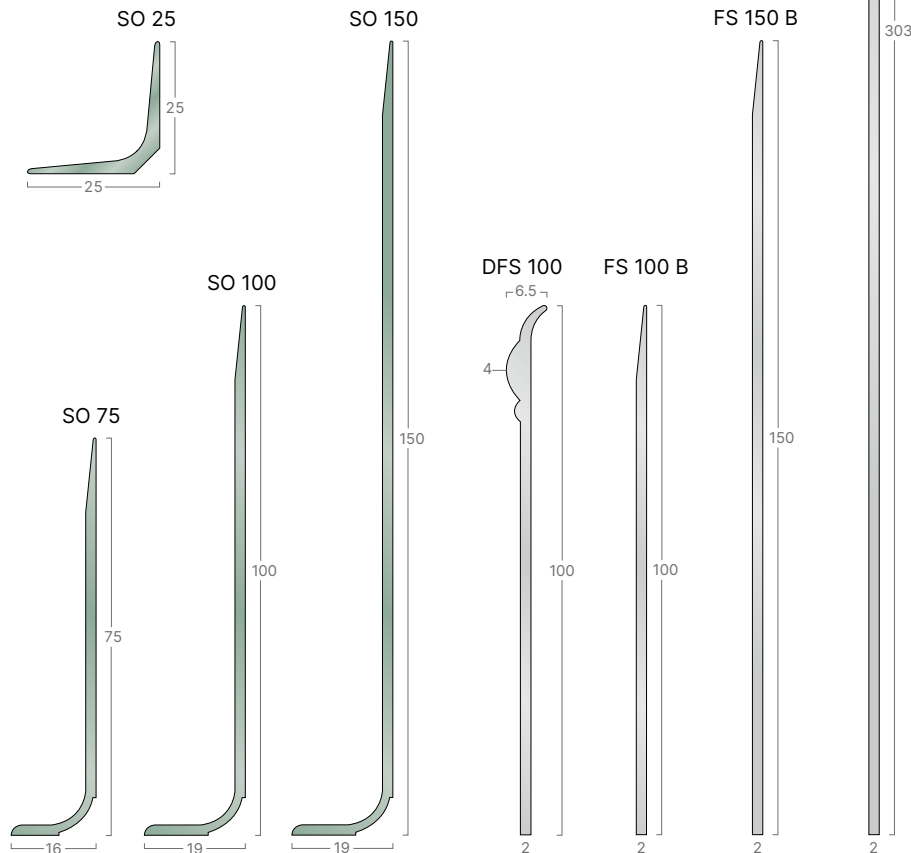
- > For guidance on the correct selection of skirtings see page 172
- > Flexible pvc sit-on skirting ideal for use in areas such as general circulation areas in hospitals and schools
- > Flexible pvc flat skirting ideal for use with textile floorcoverings to provide a low maintenance alternative to timber skirting. FS303 is used to form an internal stringer to stairs
- > All sit-on skirting supplied in 2m lengths. Flat skirtings supplied in 15m coils to minimise vertical joints
- > For larger colour swatches see page 173



Sit-On
Fitted over most hard floorcoverings for a neat finish



Flat
Generally installed with carpet or carpet tile



All profiles:

- Black
- Brown
- Granite
- Dove

SO 75, SO 100, SO 150, FS 303 and FS 100 B also available in:

- Evergreen
- Stone
- Bluebell
- Hickory*
- Azure*
- Blueberry*
- Leaf*
- Almond
- Dune*
- Salmon*
- Glacier
- Mist*
- Snowdrift

* SO 75 and SO 150 are available subject to minimum quantities and lead times.

DFS 100 also available in:

- Bluebell
- Almond
- Snowdrift

SO 25 and FS 150 B are available in all other colours subject to minimum quantities and lead times.

DFS 100 also available in Evergreen, Stone and Glacier subject to minimum quantities and lead times.

'P' Range Skirtings - Set-In, Sit-On & Flat

Information


- > For guidance on the correct selection of skirtings see page 172
- > Flexible pvc set-in, sit-on, sit-on coilable and flat skirtings ideal for use in areas where functionality is a priority
- > Set-in and sit-on skirtings supplied in 2m lengths. Flat and coilable skirtings supplied in 15m coils to minimise vertical joints
- > For larger colour swatch see page 173

All profiles:

Black ■

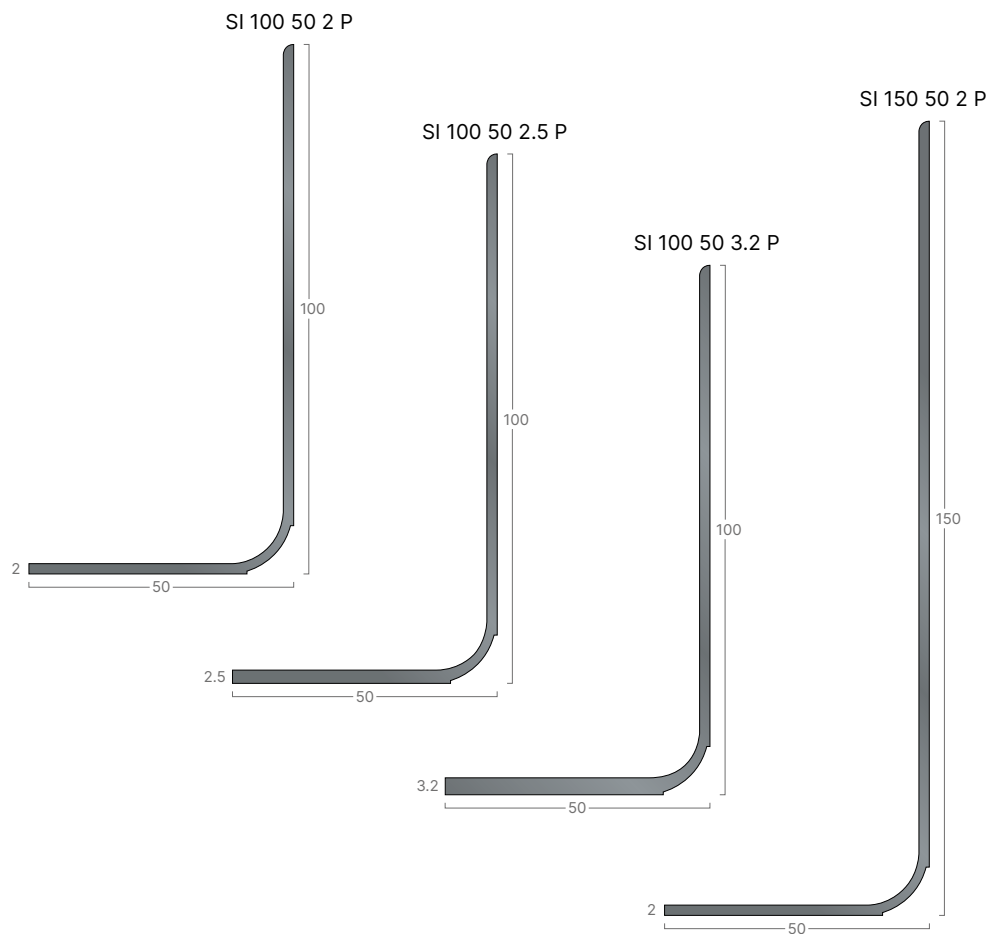
All profiles are available in all other standard pvc skirting colours subject to minimum quantities and lead times.

Coilable skirtings are only available in selected colours.



Set-In

Provides an impervious seal when welded to the floorcovering



FS 303 P



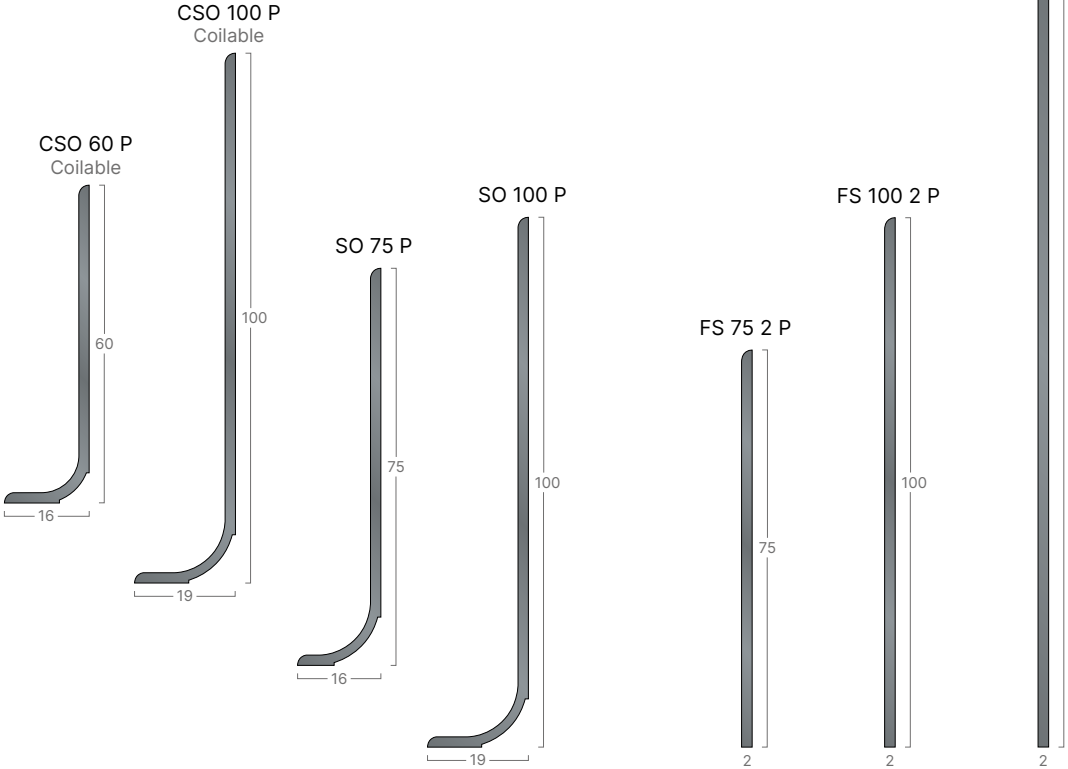
Sit-On
Fitted over most hard floorcoverings for a neat finish



Flat
Generally installed with carpet or carpet tile

To reduce the quantity of vertical joints on an installation use CSO 60 P or CSO 100 P - supplied in 15m coils.

303



Capping Strips & Cove Formers

An extensive range of pvc, PVC-u and aluminium capping strips, cove formers and accessories used where floorcoverings are dressed up the wall to form a skirting with a neat finish, and to join floorcoverings to wall finishes. Suitable for use with carpet, resilient floorcoverings and ceramic tiles. Available in choice of colours that can be used in conjunction with floorcoverings from all major manufacturers.

Typical Applications

Suitable for a wide range of interior commercial applications:


- > Hospitals
- > Schools
- > Leisure
- > Offices



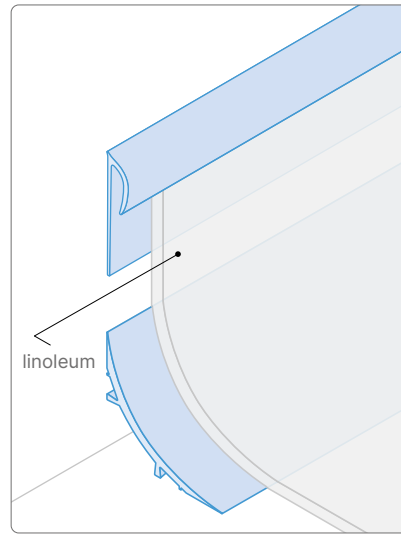
Capping Seals

Information

- > Capping seals provide a decorative, neat edge where resilient floorcoverings are dressed up the wall to form a skirting. Available in a choice of profiles to suit resilient floorcoverings up to 3.5mm thick
- > Capping seals are secured to wall surfaces using contact adhesive
- > For larger colour swatches see page 173



Flexible pvc capping seals are used to finish the top of a resilient floorcovering where it has been covered up the wall. Capping seals are typically used in conjunction with a cove former



HCS48 capping seal with CF38 cove former and a 3mm linoleum.

HCS48 and HCS50:

- Black
- Evergreen
- Brown
- Granite
- Bluebell
- Stone
- Dove
- Almond
- Glacier
- Snowdrift

MCS48:

- Zinc
- Doublon
- Platinum
- Silver

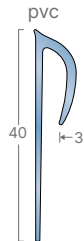
PCS40:

- Black
- Evergreen
- Brown
- Azure
- Granite
- Bluebell
- Stone
- Hickory
- Blueberry
- Dove
- Leaf
- Almond
- Dune
- Salmon
- Glacier
- Mist
- Snowdrift

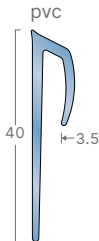
PCS40P:

- Black

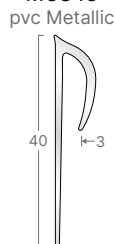
HCS48



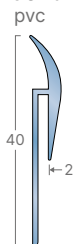
HCS50



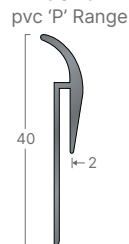
MCS48



PCS40



PCS40P



Visit: www.gradus.com for full details



Dimensions shown are nominal
Illustrations are 70% size in mm

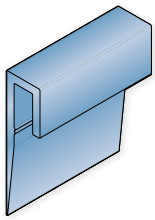


NBS Source
PARTNER

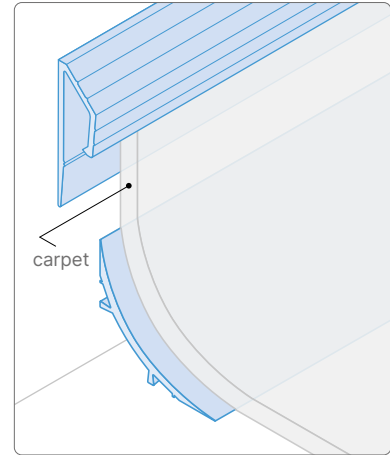
Carpet Caps

Information

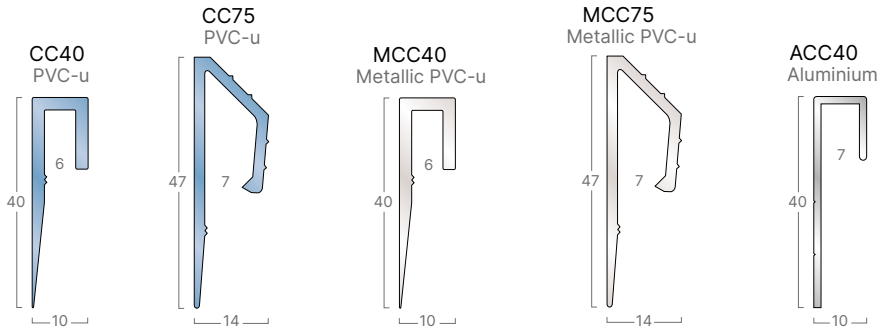
- > Carpet caps provide a decorative, neat edge where carpets are dressed up the wall to form a skirting. Available to suit carpets up to 7mm thick (compressed thickness)
- > Carpet caps are secured with screws and adhesives to wall surfaces
- > For larger colour swatches see page 173



Carpet caps are used to provide a neat finish where carpet or carpet tile is continued up the wall. Available in a choice of PVC-u, Metallic PVC-u and Aluminium. Carpet caps can be combined with a cove former where required to help form a cove



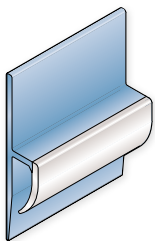
CC75 and CF38 cove former used with a broadloom carpet.



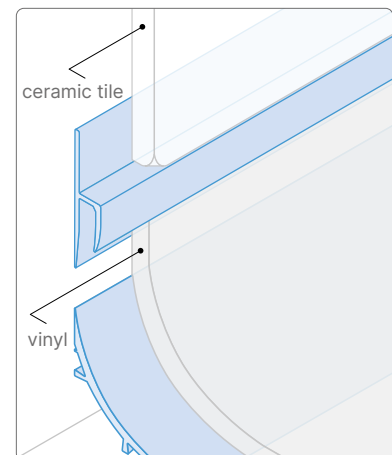
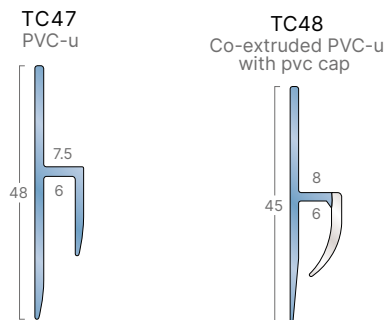
Tile Caps

Information

- > Tile caps are for use where ceramic wall tiles are finished against a resilient floor finish that has been dressed up the wall to form a skirting. Available to suit resilient flooring up to 6mm thick
- > Tile caps are secured to wall surfaces using contact adhesive
- > For larger colour swatches see page 173



Tile caps are used where ceramic wall tiles are finished against a resilient floor finish that has been dressed up the wall to form a skirting

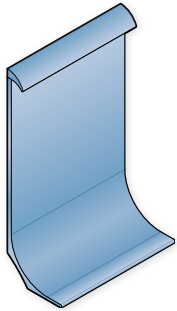


TC48 and CF38 cove former used with vinyl and ceramic tile.

Cove Formers

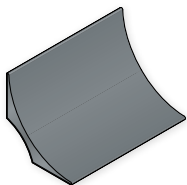
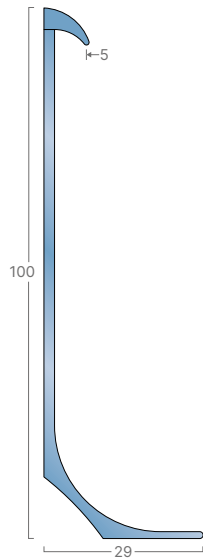
Information

- > Cove formers provide a neat cove allowing floorcoverings to be dressed up the wall to form a skirting and supports the floorcovering at a weak point
- > For larger colour swatches see page 173

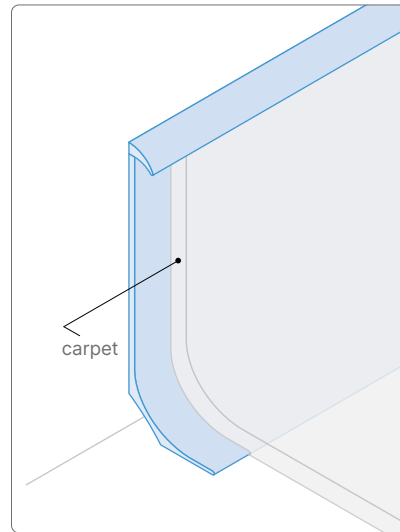
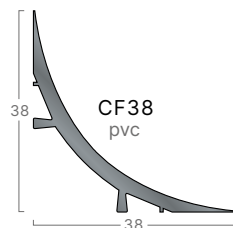
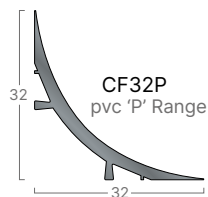
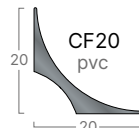


CCF 100 1 is a one piece pvc cove former combining a pvc capping seal

CCF 100 1
Co-extruded pvc with pvc capping

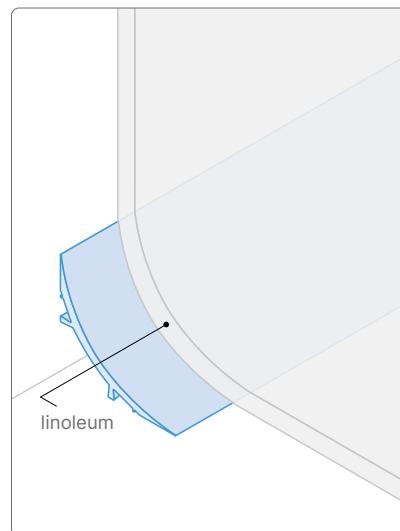


Cove formers are used to form a cove where floorcoverings are continued up the wall. Cove formers are typically used in conjunction with a capping seal or carpet cap to finish the raw edge of the floorcovering (see pages 181-182)



CCF 100 1 fitted with a broadloom carpet to allow the carpet to continue up the wall with a capping seal to protect the exposed edge.

CCF 100 1 contains up to 100% recycled content



CF38 cove former being used to form a cove for linoleum to continue up the wall.

CF20, CF32P and CF38 contain up to 100% recycled content

CC40 and CC75:

- Black
- Brown
- Granite
- Bluebell
- Dove
- Snowdrift

MCC40 and MCC75:

- Zinc
- Doublon
- Silver

ACC40:

- Aluminium

TC47:

- Snowdrift

TC48:

- Black
- Burnt Almond
- Zinc
- Doublon
- Platinum
- Silver
- Snowdrift

CCF 100 1:

- Dove
- Almond
- Glacier
- Snowdrift

CF:

- Black

Stratum™ Skirtings - Pvc

The Gradus Stratum range comprises heavy-duty pvc skirting profiles. Life cycle analysis shows Stratum is a cost effective alternative to wood skirtings. The smooth matt finish is resistant to stains, dents and scratches, and will not splinter, chip and crack like traditional wood skirtings, offering a low maintenance hygienic solution to wall base finishing. Stratum can be installed around gentle curves and can also accommodate and disguise minor irregularities in wall surfaces.

Typical Applications

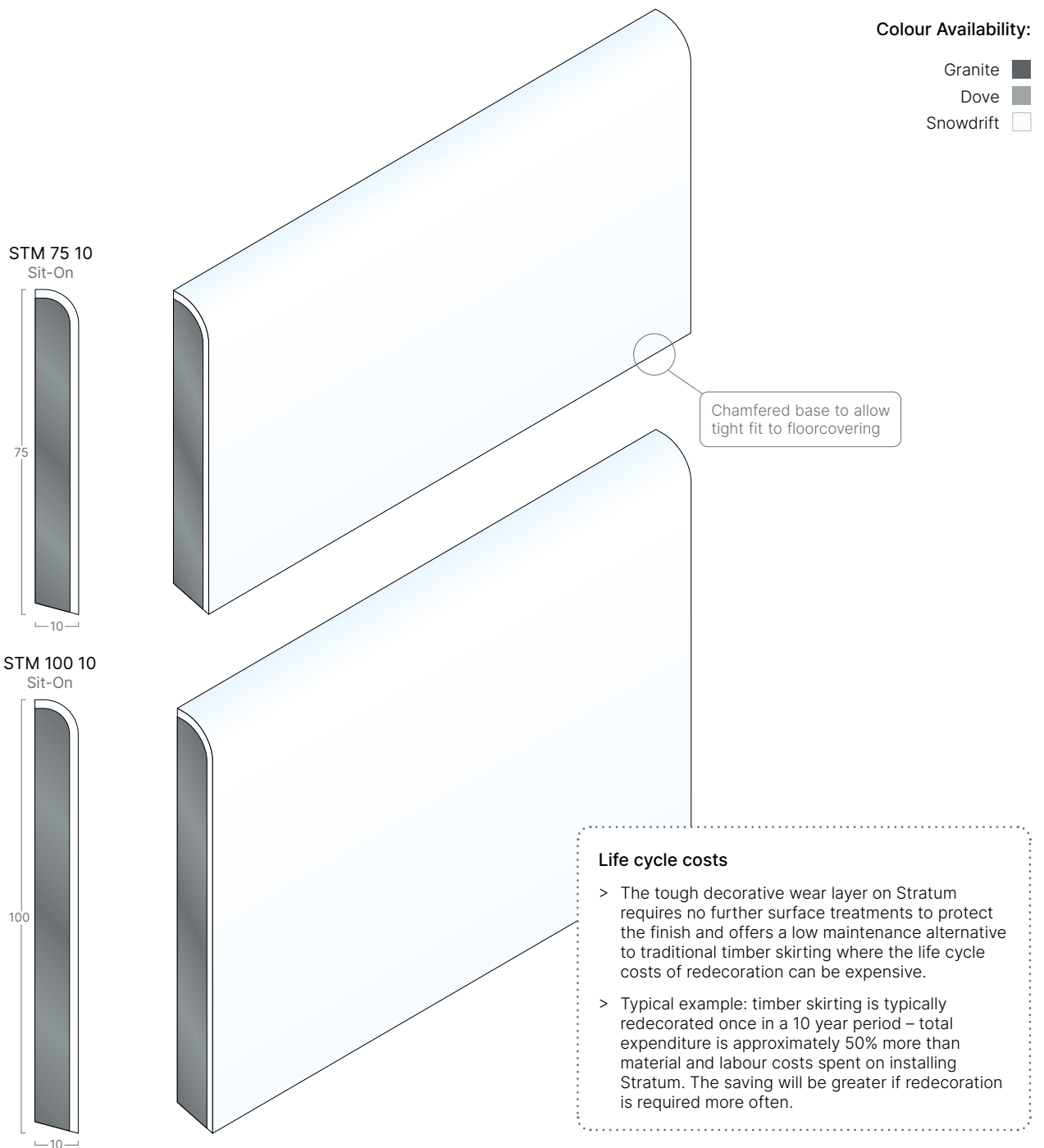
Suitable for a wide range of interior contract environments including:

- > Hospitals
- > Schools
- > Offices



Information

- > For guidance on the correct selection of skirtings see page 172
- > Cost effective alternative to finished timber skirting that utilises up to 30% recycled pvc in its construction and is suitable for all areas that require a high quality finish to be maintained through the life of the building
- > Eliminates the need for processes normally associated with wood skirting such as sanding, priming, filling and painting
- > Stratum skirtings are installed to the wall using a proprietary cartridge adhesive
- > Internal/external corners can be mitred on site
- > For larger colour swatches see page 173
- > Semi-flexible pvc skirting, ideal for use in most interior areas
- > 10mm thick, 2 heights - 75mm & 100mm and supplied in 2m lengths



Metal Skirtings

Gradus metal skirtings are available in a variety of designs and heights to suit the requirements of modern commercial environments. Profiles are available in a range of finishes including stainless steel and aluminium. MAS95 and MAS97 profiles have also been designed with a cable tidy feature where low voltage cables e.g. computer and telephone cables, can be hidden from view.

Typical Applications

Suitable for a wide range of interior commercial applications:

- > Offices
- > Hospitality
- > Retail
- > High-end Residential



MAS90 Aluminium Skirtings

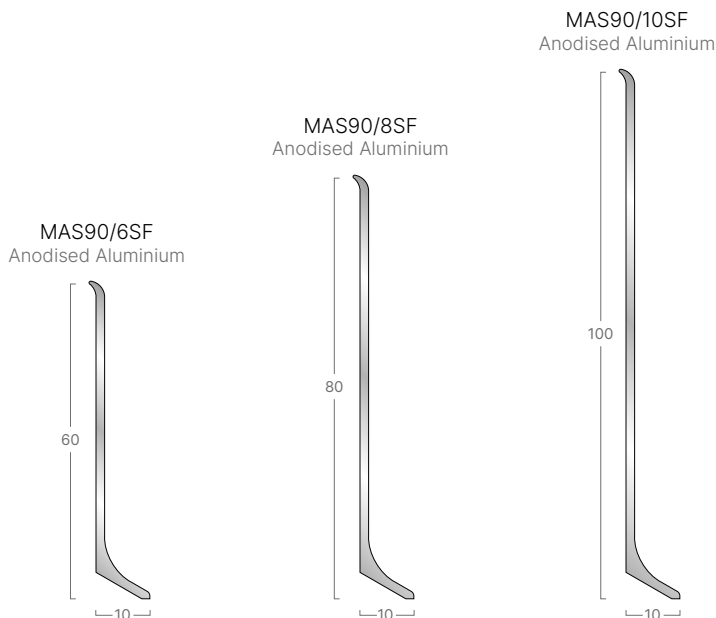
Information

- > Ideal for use in areas where a modern hi-tech finish is required. Designed to be installed on top of the floorcovering. The capped toe design of the profile allows wall-to-floor expansion gaps to be hidden when installed with tiled floorcoverings
- > For guidance on the correct selection of skirtings see page 172
- > Silver anodised aluminium*
- > Supplied in 2m lengths
- > For larger colour swatches see page 173
- > MAS90 profiles are fixed to the wall using appropriate adhesive
- > Availability maybe subject to lead times

Visit www.gradus.com for full installation instructions



MAS90/6SF



Metal accessories in a silver anodised finish are available for the MAS90 profiles for neat finishing on-site.

Skirting Profile	Height	Finish	End Caps	Junction	External Corner	Internal Corner
MAS90/10SF	100mm	Silver	MAS90/10MP	MAS90/10MG	MAS90/10ME	MAS90/10MI
MAS90/8SF	80mm	Silver	MAS90/8MP	MAS90/8MG	MAS90/8ME	MAS90/8MI
MAS90/6SF	60mm	Silver	MAS90/6MP	MAS90/6MG	MAS90/6ME	MAS90/6MI

Note: All accessories are supplied in packs of 4 except for End Caps which are supplied as 4 sets of 2 (one left hand and one right hand)

* Note: Additional finishes are available on request subject to minimum quantities and lead times.



Visit: www.gradus.com
for full details



Dimensions shown are nominal
Illustrations are 70% size in mm




NBS Source
PARTNER

MSS790 Stainless Steel Skirtings

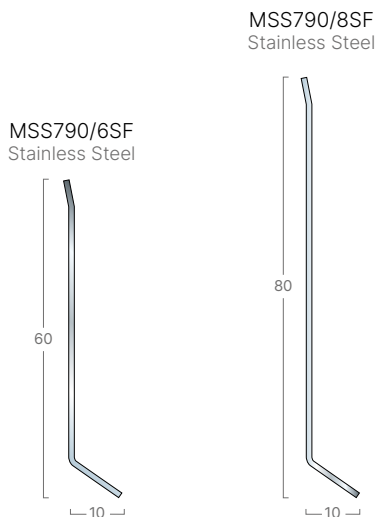
Information

- > Ideal for use in areas where a modern hi-tech finish is required. Designed to be installed on top of the floorcoverings. The capped toe design of the profile allows wall-to-floor expansion gaps to be hidden when installed with tiled floorcoverings
- > For guidance on the correct selection of skirtings see page 172
- > Stainless steel satin finish
- > Supplied in 2.7m lengths
- > For larger colour swatches see page 173
- > MSS790 profiles are fixed to the wall using appropriate adhesive
- > Availability maybe subject to lead times

Visit www.gradus.com for full installation instructions



MSS790/6SF



Metal accessories in a satin finish are available for the MSS790 profiles for neat finishing on-site.

Skirting Profile	Height	Finish	End Caps	Junction	External Corner	Internal Corner
MSS790/8SF	80mm	Satin	MSS790/8MPS	MSS790/8MGS	MSS790/8MES	MSS790/8MIS
MSS790/6SF	60mm	Satin	MSS790/6MPS	MSS790/6MGS	MSS790/6MES	MSS790/6MIS

Note: All accessories are supplied in packs of 4 except for End Caps which are supplied as 4 sets of 2 (one left hand and one right hand)

MAS95 & MAS97 Interlocking Aluminium Skirtings

Information

- > Ideal for use in areas where a modern finish is required.
Design allows low voltage (computer & telephone) cables to be hidden behind the skirting profile
- > For guidance on the correct selection of skirtings see page 172
- > Silver anodised aluminium with interlocking aluminium fixing brackets
- > Supplied in 2m lengths. 3 fixing brackets supplied per length
- > For larger colour swatches see page 173
- > MAS95 and MAS97 profiles are fixed to the wall using screw fixings
- > Availability maybe subject to lead times

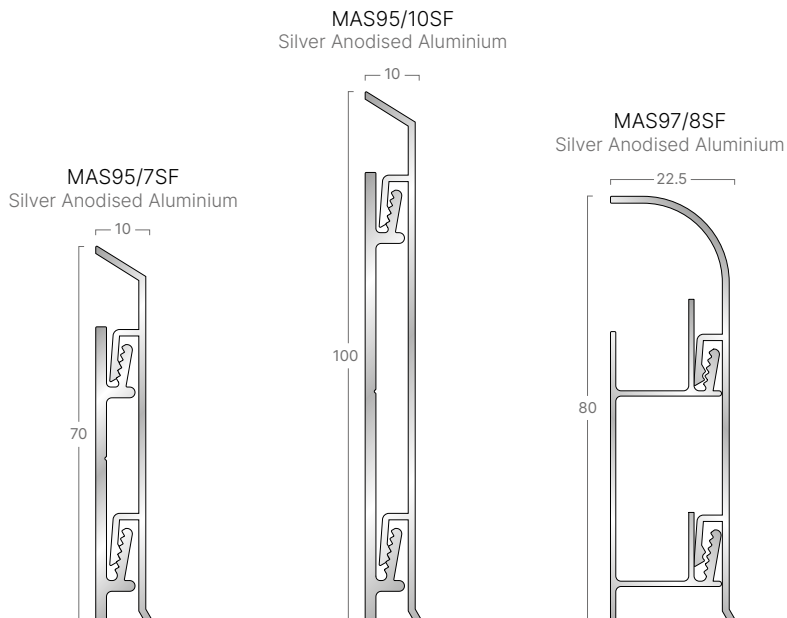
Visit www.gradus.com for full installation instructions



MAS95/7SF




MAS97/8SF



Accessories are available for both MAS95 & MAS97 profiles for neat finishing on-site. These are supplied in silver finish PVC-u to co-ordinate with the aluminium skirting profiles.

Skirting Profile	Height	Finish	End Caps	Junction	External Corner	Internal Corner
MAS95/10SF	100mm	Silver	MAS95/10P	MAS95/10G	MAS95/10E	MAS95/10I
MAS95/7SF	70mm	Silver	MAS95/7P	MAS95/7G	MAS95/7E	MAS95/7I
MAS97/8SF	80mm	Silver	MAS97/8P	MAS97/8G	MAS97/8E	MAS97/8I

Note: All accessories are supplied in packs of 4 except for End Caps which are supplied as 4 sets of 2 (one left hand and one right hand)



Section 5


Associated Products for Stairs & Floors

Information on Gradus products that are typically associated with stairs and surrounding areas:
slip-resistant surface finishes and cable ducts.

Stairtile™ - Slip-Resistant Flooring

Stairtile is a rubber composite material designed to provide a hard-wearing, slip-resistant finish for stairs and floors. It can be installed in a wide range of applications such as shopping centres, car parks and other high usage circulation areas. It can be used as a complete stair covering or as an insert set into terrazzo, wood and concrete. Stairtile is suitable for use in both internal and external applications and is available in a choice of 4 colours.

When using Stairtile strips on step edges, in order to ensure that the guidance in The Building Regulations 2010: Approved Document M is followed, Gradus recommends a minimum width (front to back) of 50mm to ensure a sufficient degree of colour contrast is achieved. Stairtile must be set as close to the leading edge of the step as possible. Discs not suitable for step edges as they do not form a solid band as recommended.



Gauge options

- > 6.5mm sanded finish - typically supplied to ready-prepared floor finishes
- > 8.0mm sanded finish - typically supplied where further site finishing is required

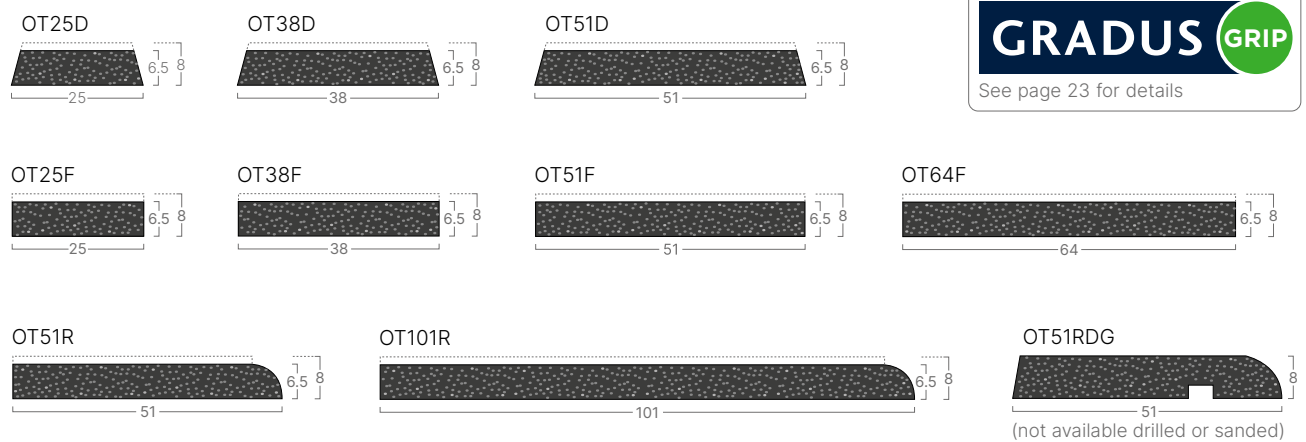
Potential for Slip
Dry Conditions Low (PTV >36)
Wet Conditions Low (PTV >36)

Tested using the pendulum tester (see figure 2 on page 198 for details)

Information

- > Rubber composite - typically used with concrete, terrazzo, wood, stone and marble
- > Rebated product fitted with epoxy adhesive and screws
- > Cast-in products require no mechanical fixing
- > To ensure slip-resistant properties are maintained, any build up of contaminants such as grease must be managed using a thorough and regular cleaning regime
- > OT/F profiles are rebated into existing steps. OT/D and OT/RDG profiles are pre-cast into new steps. OT/R profiles can be rebated as a step edge
- > Can be supplied pre-drilled (minimum profile width 20mm). Screw head cover plugs supplied

Stairtile Strips

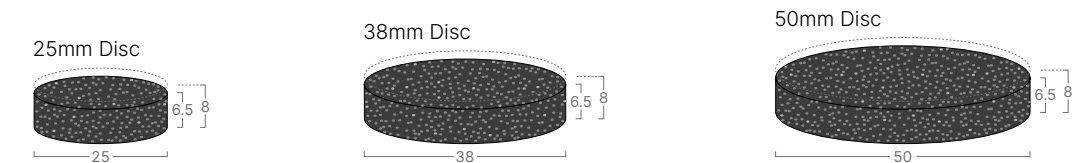


OTD, OTF, OTR and OTRDG

Available in any width from 12mm to 500mm (minimum width of 16mm applies to OTD)
 Note: minimum width for pre-drilled profiles is 20mm



Stairtile Discs



Colour Availability



Black
LRV: 3.70



Brown
LRV: 8.99



Yellow
LRV: 44.92



White
LRV: 58.38

For an accurate colour match a physical product sample should be requested.

Cable Ducts - Cable Management

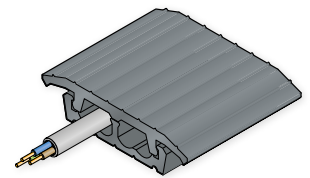
Cable Ducts combine the principle of Gradus Clip-Top functionality with the added benefit of securing loose or trailing light duty cables such as computer cables. The Workplace (Health, Safety and Welfare) Regulations 1992 recommends that "floors should be suitable, in good condition and free of obstructions. Traffic routes should be organised so that people can circulate safely".

Trailing cables should be avoided, and where appropriate the use of cable ducts can help to securely fix cables and prevent accidents, whilst also preventing damage to vital cables.



Information

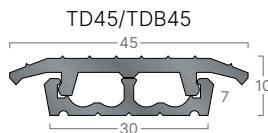
- > Reduces the risk of accidents for pedestrian traffic by providing a safe link between floorcoverings
- > Cable ducts can either be set in to the carpet to achieve a flush finish (TD series) or fitted on top of the floorcovering (RD series and CD), ideal where a semi-permanent solution is required
- > All cable duct profiles, with the exception of CD65 (a one-piece flexible profile), are supplied as separate tops and bases manufactured from PVC-u which clip together to form the cable duct
- > Suitable for interior use in most light to medium pedestrian traffic applications e.g. offices



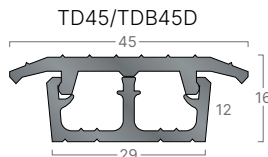
TD45/TDB45

Flush Finish (set in to carpet)

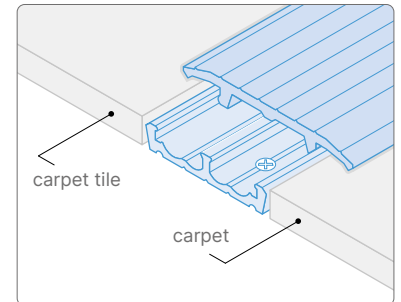
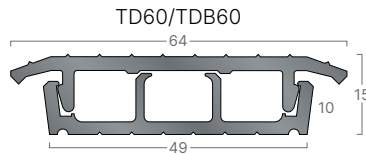
Provides transition between carpets and carpet tiles.



Provides transition between carpets and carpet tiles.



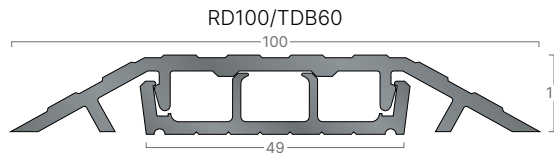
Provides transition between carpets and carpet tiles.



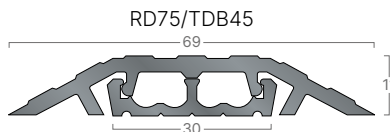
Typical example: TD45/TDB45 carpet tile to carpet.

Surface Mounted

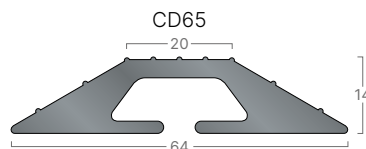
For surface fixing on top of floorcoverings.



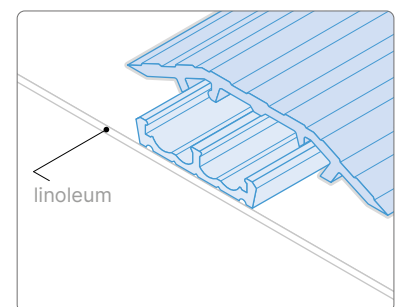
For surface fixing on top of floorcoverings.



For surface mounting on top of floorcoverings.



RD profiles are typically used with hard floorcoverings. For guidelines on use with carpet contact Technical Support.



Typical example: RD75/TDB45 surface mounted to linoleum.

Colour Availability



Black
NCS: 7502-B



Brown
NCS: 6010-Y70R



Granite
NCS: 6502-R



Dove
NCS: 5000-N

For an accurate colour match a physical product sample should be requested.



Visit: www.gradus.com for full details



Dimensions shown are nominal
Illustrations are 70% size in mm



NBS Source
PARTNER

Safety Track™ - Slip-Resistant Finish

Safety Track is a slip-resistant surface finish that can be used on ramps, walkways or anywhere where a risk of slip exists. Safety Track consists of a silicone carbide resin carrier with a self adhesive backing.

Availability

- > Available in wide choice of sizes and configurations including rolls, cleats, tiles and stair treads
- > Rolls are available to be cut to bespoke sizes. Cleats, tiles and stair treads are supplied cut to size with radius corners


Roll Size	25mm x 18m	1" x 60'
	51mm x 18m	2" x 60'
	102mm x 18m	4" x 60'
	153mm x 18m	6" x 60'
	305mm x 18m	12" x 60'
	609mm x 18m	24" x 60'
Cleats	153mm x 609mm	6" x 24"
Tiles	140mm x 140mm	5½" x 5½"
Stair Treads	20mm x 609mm	¾" x 24"
Primer	One Litre Tin	
Edge Fix	Tube (5oz)	

Profile Information

- > Suitable for interior and exterior use
- > Resistant to most common chemicals
- > Suitable for use on most substrates including concrete, stone, terrazzo, wood etc. (surfaces should be primed prior to application with Safety Track primer)
- > Available in Black (LRV: 4.58)
- > Ideal for use on:
 - Ramps
 - Walkways
 - Gantries
 - Landings
 - Plant and Machinery
 - Emergency Service Vehicles
 - Commercial and Agricultural Vehicles
 - Marine Decking

Installation Advice

- > Surfaces must be fully prepared; clean, flat, even and free from any oil, moisture or dust
- > Primer is available in 1 litre tins (approximate coverage 5sq/m per tin) to assist with surface preparation. Where there is a danger of water penetration e.g. outdoor locations or other wet areas the use of Edge Fix sealant is recommended. Edge Fix sealant is supplied in 5oz tubes. Maximum adhesive strength is reached after 48 hours. Safety Track should not be installed at temperatures below 5°
- > On steps, apply Safety Track 12mm to 15mm from the step edge to prevent edge curl and premature wear



Section 6

Appendix

The Gradus Guarantee	198
Testing	198
Cleaning & Maintenance	199

Specification Guidelines

Colour & Contrast / Light Reflectance Values

Project Rainbow	199
BS 8300-2:2018 and The Building Regulations 2010: Approved Document M.....	200
Light Reflectance Values (LRVs) explained	200
How to Measure LRVs	200
What the colour & contrast guidelines mean for Gradus flooring accessories	200
Guide to matching PVC-u Hardnose™ Channel to insert colours for visual contrast	201

The Building Regulations and British Standards specifying the right Gradus product

BS 8300-2:2018	201
BS 9266:2013	202
The Building Regulations 2010 - Approved Document K	203
The Building Regulations 2010 - Approved Document M	203
BS 5395-1:2010	204
UK Slip Resistance Group	205
BRE Information Paper IP15/03 - Research and Guidelines	205

Useful Information

See through their eyes	206
Product Index	208

Gradus Guarantee



All Gradus products are designed to meet the latest UK building regulations. Accessibility to buildings, as well as the provision of an inclusive environment for all, is now a requirement of The Building Regulations (ADM & ADK), BS 8300-2:2018, BS 9266:2013 & BS 5395-1:2010. Gradus actively seeks the advice of RNIB Access Consultancy Services and The Centre For Accessible Environments, and

has consulted directly with Communities & Local Government (formerly the Office of the Deputy Prime Minister). Gradus is confident that all stair edgings, pvc skirtings and transition strips meet the necessary standards and, as such, building owners and specifiers can use Gradus Accessories with confidence.

Testing

- > All inserts are tested for: Slip-resistance and surface roughness.
- > Wear test independently carried out by SATRA using the Frick-Taber test and classified in accordance with the results shown in Figure 1.
- > Slip-resistance tests have been undertaken using the pendulum tester (see Figure 2). All Gradus inserts achieve a PTV of >36 to offer a low risk of slip (see Figure 1).

Figure 1.

	Composition	Environment	Slip Potential	Stair Edging Compatibility
Xtra-grip & Xtra-grip Plus	Pvc with Mineral Aggregate	Interior Dry or Wet Conditions	Dry Conditions Low Wet Conditions Low	XT & Traditional
Interior	Pvc with Natural Mineral Fillers	Interior Dry Conditions	Dry Conditions Low	XT, Traditional & Elite
Standard Exterior	Glass Reinforced Polyester with Fused Alumina	Internal or External Conditions	Dry Conditions Low Wet Conditions Low	Traditional (Aluminium)
Heavy-Duty Exterior	Glass Reinforced Polyester with Fused Alumina	Internal or External Conditions	Dry Conditions Low Wet Conditions Low	Trans-Edge TEX
Stairtile	Rubber Composite with Aggregate Fillers	Internal or External Conditions	Dry Conditions Low Wet Conditions Low	n/a
Metal Castellated	Aluminium or Bronze Alloy	Interior Dry or Wet Conditions	Dry Conditions Low Wet Conditions Low	XT (Aluminium & Bronze)
Wear Classification *	<p>Xtra-grip, Xtra-grip Plus, Interior and Stairtile inserts achieve wear classifications of: Group T – Class 34 – Commercial Very Heavy Group T – Class 43 – Light Industrial Heavy</p> <p>* Stairtile and Interior (standard, grained, Elite) tested to BS EN 660-2:1999 and assessed against the requirements of BS EN 649:1997. Xtra-grip and Xtra-grip Plus tested to BS EN 13845:2005 – 50,000 cycles.</p> <p>Metal Castellated, Heavy Duty Exterior and Standard Exterior - accelerated wear test using a SATRA Pedatron</p>			

Figure 2.

Pendulum Test Value (PTV)	Slip Potential
0 - 24	High Slip Potential
25 - 35	Moderate Slip Potential
36+	Low Slip Potential

BS 8300-2:2018 - a PTV of at least 36 is required irrespective of wet or dry conditions (see page 202)

Cleaning & Maintenance

A planned cleaning and maintenance programme is crucial to help maintain the performance and visual appearance of Gradus stair edgings and to maximise the lifespan of the products. Trained cleaning staff or a reputable contract cleaner should be used.

Gradus has worked with Selden Research to undertake extensive testing on all Gradus stair edgings. As a result, the method of cleaning and a range of cleaning products have been recommended for use with Gradus stair edgings in a variety of environments.

Cleaning and maintenance information for all Gradus stair edgings is available from: www.gradus.com

For further information about recommended cleaning products, including instructions for use and COSHH data sheets, contact:

Selden Research Limited, Staden Business Park, Buxton, Derbyshire SK17 9RZ

Tel: 01298 26226 Email: gradus@selden.co.uk

Website: www.selden.co.uk

Specification Guidelines

Colour & Contrast / Light Reflectance Values

Colour and contrast within the built environment affects accessibility of all building users, in particular those with a visual impairment.

Project Rainbow

A research project carried out by Reading University in conjunction with the Royal National Institute of Blind People (RNIB), The Guide Dogs for the Blind Association (GDBA) and ICI Paints first examined the use of colour contrast to aid navigation around the building and identified that highlighting critical surfaces and special features can provide the basis for wayfinding for visually impaired people. The 'Colour Contrast & Perception' document produced by Reading University uses light reflectance values (LRVs) to measure colour and contrast in products/surfaces and determines whether or not a suitable contrast has been achieved between surfaces.

The findings from Project Rainbow identified the following:

Special Features

Identified as areas that need to be highlighted to allow a building to be used effectively by visually impaired people, i.e. stair edgings, handrails and door opening furniture.

'Special features are additional areas, smaller than critical features, that need to be highlighted to allow the building to be used more easily by visually impaired people. Such features include sanitary ware, handrails, door handles, finger plates, switches, socket outlets, and stair nosings etc, all of which should be contrasted against the background against which they will be seen. Smaller items such as these will need a greater colour difference from their surroundings in order to be identified.'

Trim

'Special attention is needed to those items used in an internal environment to improve the decorative appeal and overall finish of an interior. Such items, which include coving, skirting, architrave, dado rail etc, should be decorated in colours used on larger critical surfaces.'



✗ **Critical surface:**
Patterned carpet and no stair edgings - staircase looks like a ramp

✓ **Special features:**
Stair edgings are a different colour and luminance to the flooring to define step edges



✓ **Special features:**
skirting is the same colour as the wall

Specification Guidelines

BS 8300-2:2018 and The Building Regulations 2010: Approved Document M

British Standard BS 8300-2:2018 states that light reflectance values (LRVs) are used to assess visual contrast using the method of measurement detailed in BS 8493:2008+A1:2010. Approved Documents M (ADM) & K (ADK) directly refers to colour and contrast in the definitions section, stating:

'Contrast visually, when used to indicate the visual perception of one element of the building, or fitting within the building, against another means that the difference in light reflectance value between the two surfaces is greater than 30 points.'

ADM then refers to Colour, Contrast & Perception - Design Guidance for Internal Built Environments, Reading University (Project Rainbow).

Light Reflectance Values (LRVs) explained

Reflectance is the proportion of light that a surface reflects compared to the amount of light that falls on the surface. An LRV is a value given to a surface to denote the amount of light reflected. Therefore, as many people with a visual impairment can perceive light and dark, LRVs are a suitable method to measure contrast.

LRVs are marked on a scale of 1 to 100 depending on the percentage of light reflected. Dark, matt and/or textured surfaces absorb a large amount of light and, therefore, have low reflectance values. On the other hand, light, glossy and/or smooth surfaces reflect the majority of light that falls on them and have high reflectance values.

Light Reflectance Scale

In order to achieve a suitable contrast between different surfaces, Project Rainbow and ADM recommend that there is at least a 30 point (not 30%) difference in the LRVs of the two surfaces.



How to Measure LRVs

The British Standard BS 8493:2008+A1:2010 specifies the method of test to determine the light reflectance value (LRV) of different surfaces of materials, including preparation of specimens in standardised conditions and results put into a test report.

All relevant Gradus products have been measured using the CIE Y value and a test report is available upon request.

Previous to this standard being published, two widely used methods of measurement had been used - the CIE L value (fluorescent light) and the CIE Y value (natural daylight), causing confusion and potentially dangerous specifications. This standard has adopted the CIE Y value as the single consistent method of measurement for LRVs that is to be used across all industries.

What the colour & contrast guidelines mean for Gradus flooring accessories:

Stair Edgings

BS 8300-2:2018: 'Each step nosing should incorporate a durable permanently contrasting continuous material for the full width of the stair on both the tread and the riser to help people who are blind or partially sighted appreciate the extent of the stair and identify individual treads. The contrasting material should extend 50mm to 65mm in width from the front edge of the tread and 30mm to 55mm from the top of the riser, and should contrast visually with the remainder of the tread and riser.'

ADM: 'All nosings are made apparent by means of a permanently contrasting material 55mm wide on both the tread and the riser.'

Colour, Contrast & Perception (Project Rainbow): 'The nosing of every step in a flight of stairs should be adequately colour or luminance contrasted with the remainder of the step and the floor coverings adjacent to the top and bottom of the flight.'

Skirtings

BS 8300-2:2018: 'To avoid giving the wrong impression about the size of a room, skirtings should have the same LRV as the wall so that the junction between the skirting and the floor marks the extent of the room.'

Colour, Contrast & Perception (Project Rainbow): 'Skirting should be either decorated the same colour as the wall, the same colour as the floor or, if different to one or the other or both, must be decorated in a colour which highlights even further the junction.'

Permission to reproduce extracts from British Standards is granted by BSI Standards Ltd (BSI). No other use of this material is permitted. British Standards can be obtained in PDF or hard copy formats from the BSI online shop: www.bsigroup.com/Shop

Guide to matching PVC-u Hardnose channel to insert colours for visual contrast

Hardnose Channel			Insert Availability							
		LRV	Xtra-grip	LRV	Xtra-grip Plus	LRV	Interior Standard	LRV	Interior Grained	LRV
■	Black	4.99	Onyx	4.52	Asphalt	4.52	Jet	4.56	Black	6.47
■	Ink	5.40	Neptune	5.03	Shark	5.03	Ink	4.96	-	-
■	Burgundy	5.89	-	-	-	-	Burgundy	5.70	-	-
■	Evergreen	6.63	-	-	-	-	Evergreen	6.69	-	-
■	Midnight	6.77	-	-	-	-	Midnight	6.56	-	-
■	Brown	7.15	Umber	5.71	Bark	5.71	Coffee	6.05	Brown	12.13
■	Bluebell	9.76	-	-	-	-	Ocean	8.00	-	-
■	Granite	11.69	Graphite	12.56	Mercury	12.56	Lead	12.77	Granite	13.44
■	Dove	26.19	Quarry	24.71	Smoke	24.71	Steel	26.99	Dove	23.40
■	Linen	37.50	-	-	-	-	Linen	38.59	-	-
■	Glacier	42.73	Concrete	37.44	Dusk	37.44	Glacier	42.09	-	-
■	Clay	51.53	Ivory	43.77	Fossil	43.77	Clay	47.97	-	-
■	Sky	55.38	Surf	43.58	Air	43.58	Sky	52.63	-	-
■	Canvas	55.43	Pumice	46.83	Sandstone	46.83	Canvas	53.27	-	-
■	Jade	55.54	Bamboo	45.84	Prairie	45.84	Jade	53.98	-	-
■	Wisp	56.62	Platinum	52.79	Lunar	52.79	Wisp	58.17	-	-
■	Buttercup	62.62	Ochre	49.97	Citrine	49.97	Buttercup	55.54	-	-
□	Snowdrift	80.54	Frost	66.51	Calcite	66.51	Snowdrift	83.77	-	-

The Building Regulations and British Standards specifying the right Gradus product

The Building Regulations and British Standards are designed to ensure the optimum specification of products through a combination of legislative requirements and guidance. The following extracts have been taken from The Building Regulations 2010 and British Standard BS 8300-2:2018, BS 9266:2013, BS 5395-1:2010 and show how Gradus products can be used to help satisfy these requirements, and help achieve an inclusive environment in line with the Equality Act 2010. For further details on this or any other aspect of The Building Regulations and British Standards contact Gradus Technical Services on 01625 428922. Guidance varies internationally, please refer to the relevant countries' building standards (or equivalent) before specification.

Extracts shown below represent examples of good practice

BS 8300-2:2018

Design of an accessible and inclusive built environment Part 2 : Buildings - code of practice

Guidance on Stair Edgings

10 Vertical movement

10.1 Steps and stairs

10.1.4 Identification and slip resistance of nosings

Each step nosing should incorporate a durable, permanently contrasting continuous material for the full width of the stair on both the tread and the riser to help people who are blind or partially sighted appreciate the extent of the stair and identify individual treads ¹. The contrasting material should extend 50 mm to 65 mm in width from the front edge of the tread and 30mm to 55mm from the top of the riser, and should contrast visually with the remainder of the tread and riser ².

NOTE 1 Particular care is needed to ensure that there is adequate contrast between nosings and landings ¹.

NOTE 2 Nosing that wraps around the riser might assist people who are blind or partially sighted ³.

NOTE 3 A proprietary nosing can provide a durable solution that satisfies both visual contrast and slip resistance criteria (see BRE IP 15/03).

The whole tread or the nosing should incorporate a slip-resistant material.

NOTE 4 Guidance on slip resistance of surfaces is given in Annex C.

Surface material tread and risers should be free from patterning.

NOTE 5 It is beneficial that surface material at landings and floors contrasts with surface material of stairs, subject to maintaining visual contrast at top and bottom nosings.

¹ All Gradus stair edging colours have been measured to provide Light Reflectance Values (LRVs)* in order to provide the specifier with information to ensure that suitable contrast is achieved with the surrounding stair material. PVC-u Hardnose stair edgings (see pages 42-45, 60-62) can provide an ideal solution as channel and insert colours can be matched to contrast with the tread and riser. XT Bronze (see pages 32-35) and XT Aluminium (see pages 36-41) can also be selected with matching metal castellated insert finish.

* These values have been determined using the CIE Y value, in accordance with BS 8493:2008+A1:2010 – see page 200 for further details.

² The profile dimensions stated are guidance only and other factors should be taken into consideration when specifying stair edgings such as step dimension and type and frequency of traffic. However, a large proportion of Gradus stair edgings fall between the dimensions stated, including the XT range (see pages 30-45).

Continued...

Specification Guidelines

3 The XT range of stair edgings features a slip-resistant PVC insert or metal castellated insert that extends around the leading edge of the profile to ensure that foot contact is always made with the slip-resistant element of the stair edging, providing the ideal solution for reducing the risk of slips, trips and falls on stairs in line with BRE recommendations. The XT range is available in Bronze (see pages 32-35), Aluminium (see pages 36-41) and PVC-u Hardnose (see pages 42-45).

10 Vertical movement

10.1 Steps and stairs

10.1.7 Surface materials

The surface materials used for internal steps and stairs should be chosen to be easy to maintain and as slip-resistant as possible, especially if surfaces are likely to become wet due to location or use, or if spillage occurs.

NOTE 1 Advice and further references on slip resistance of surfaces are given in Annex C.

A choice of slip-resistant insert materials are available for all Gradus stair edgings. Xtra-grip and Xtra-grip Plus inserts have been specifically designed to reduce the risk of slip in internal wet areas or where spillages are likely to occur (see page 24 for advice on specifying the most suitable insert).

Annex C Slip potential characteristics of treads, ramp surfaces and floor finishes

C.2 Slip resistance

The following indices are used to indicate the slipperiness of surfaces:

- pendulum test values (PTVs) obtained using a pendulum tester in line with BS 7976-2;
- surface micro roughness (Rz) measurements using a stylus instrument in accordance with BS 1134.

Detailed information on assessing slip resistance, together with a table illustrating common surface materials and their dry and wet slip resistance values (SRV), also known as pendulum test values (PTV), can be found in BS 5395-1:2010, Clause 7.

NOTE Depending on the precise nature of the wearing surface, seemingly similar products made from the same material can be totally different in terms of their slip potential characteristics.

C.4 Step nosings

Where slip resistance is required for nosings and treads, the slip resistance needs to be equivalent to that expected for level surfaces. A PTV greater than 36 is considered to be suitable, as pushing and turning are unlikely on stairs. On existing nosings, the slip resistance of step nosings are generally expressed by their Rz roughness value as PTV is difficult to measure. In such cases a roughness Rz value of 20 µm is considered to be suitable.

All Gradus stair edging inserts are tested for slip-resistance using the pendulum tester – all inserts have a low slip potential (inserts measured in dry conditions – PTV of >36; inserts measured in wet conditions – PTV of >36).

All inserts are also tested for wear, surface roughness, chemical resistance and bacterial/fungal resistance (see page 198 for further details).

Guidance on Skirtings

11 Surface finishes

11.1 Visual characteristics

The LRV of a wall should be 30 points different from that of the ceiling and of the floor. To avoid giving the wrong impression about the size of a room, skirtings should have the same LRV as the wall so that the junction between the skirting and the floor marks the extent of the room, except

where coved skirtings are used, where the skirting should have the same LRV as the floor and should extend not more than 100mm above finished floor level.

All Gradus skirting colours have been measured to provide Light Reflectance Values* in order to provide the specifier with information to ensure that the skirting can be matched to the wall and contrast with the floor.

* These values have been determined using the CIE Y value, in accordance with BS 8493:2008+A1:2010 – see page 200 for further details.

Permission to reproduce extracts from British Standards is granted by BSI Standards Ltd (BSI). No other use of this material is permitted. British Standards can be obtained in PDF or hard copy formats from the BSI online shop: www.bsigroup.com/Shop

BS 9266:2013

Design of accessible and adaptable general needs housing – Code of Practice.

The requirements of a dwelling's occupants can change as a result of accident, illness or ageing, giving rise to reduced mobility or increasing sensory loss. In order to meet these changing requirements, homes need to be accessible and adaptable; accessible for both visitors and residents and adaptable to meet residents' changing needs both temporary and longer term.

The standard outlines recommendations for design features which can be incorporated when the dwelling is first built, or have provision made at the outset for their future adaptation. This helps reduce the need for expensive or disruptive alterations or substantial adaptations in the future.

This British Standard gives recommendations for methods of selection, planning, installation and maintenance for both stair nosings and barrier matting. Gradus advice and recommendations are shown in blue text.

Guidance on Stair Edgings

6 External access routes

6.8 Steps on access routes

6.8.1 Stepped access routes to individual houses

All step nosings should incorporate a permanently contrasting continuous material for the full width of the stair on both the tread and the riser. The material should contrast visually with the remainder of the tread and riser 1.

1 All Gradus stair edging colours have been measured to provide Light Reflectance Values (LRVs)* in order to provide the specifier with information to ensure that suitable contrast is achieved with the surrounding stair material. PVC-u Hardnose stair edgings (see pages 42-45, 60-62) can provide an ideal solution as channel and insert colours can be matched to contrast with the tread and riser. XT Bronze (see pages 32-35) and XT Aluminium (see pages 36-41) can also be selected with matching metal castellated insert finish.

*These values have been determined using the CIE Y value, in accordance with BS 8493:2008+A1:2010 - see page 200 for further details.

NOTE 2 A contrasting nosing at the junction between tread and riser might assist people with a visual impairment.

NOTE 3 Further information on the design of steps, and on visual contrast, refer to BS 8300-1:2018, BS 8300-2:2018

6.8.2 Stepped access routes to blocks of flats

All step nosings should incorporate a permanently contrasting continuous material for the full width of the stair on both the tread and the riser, to help people with a visual impairment appreciate the extent of the stair and identify individual treads 1.

1 All Gradus stair edging colours have been measured to provide Light Reflectance Values (LRVs)* in order to provide the specifier with information to ensure that suitable contrast is achieved with the surrounding stair material. PVC-u Hardnose stair edgings (see pages 42-45, 60-62) can provide an ideal solution as channel and insert colours can be matched to contrast with the tread and riser. XT Bronze (see pages 32-35) and XT Aluminium (see pages 36-41) can also be selected with matching metal castellated insert finish.

*These values have been determined using the CIE Y value, in accordance with BS 8493:2008+A1:2010 - see page 200 for further details.

The material should be 50 mm to 65 mm wide on the tread and 30 mm to 55 mm on the riser, and should contrast visually with the remainder of the tread and riser 2.

2 The profile dimensions stated are guidance only and other factors should be taken into consideration when specifying stair edgings such as step dimension and type and frequency of traffic. However, a large proportion of Gradus stair edgings fall between these dimensions stated, including the XT range (see pages 30-45) for internal use and the TEX range of heavy duty stair edgings (see page 71) suitable for external use.

The whole tread and the nosing should incorporate a slip-resistant material, starting as close as practicable to the front edge of the nosing and extending the full width and depth of the tread 3.

3 Gradus offer a Heavy-Duty Stair & Floor system suitable for heavy traffic exterior and interior environments (see pages 72-73). The system features stair edgings and tread plates for use on stairs and sheet material for use as a floorcovering on landings and walkways to help reduce the risk of slips and trips in the most demanding environments.

NOTE 1 A proprietary nosing can provide a durable solution that satisfies both visual contrast and slip resistance criteria (see BRE IP 15/03 [12]).

NOTE 2 Further information on slip resistance is given in BS 8300-1:2018, BS 8300-2:2018

8 Communal areas within blocks of flats

8.2 Design of common steps and stairs

The design of common steps and stairs should conform to 6.8.2

Guidance on light reflectance values

8.5 Visual contrast between surfaces or building elements

Differences in light reflectance value (LRV) should be used to assess the degree of visual contrast between surfaces such as floors, walls, doors and ceilings, and between key fittings/fixtures and surrounding surfaces.

Note

Relevant LRV differentials and methods of LRV measurement are provided in BS 8300-1:2018, BS 8300-2:2018 - Annex B.

Visual contrast is used to indicate the visual perception of one element of the building, or fitting within the building, against another to ensure the difference in light reflectance value between the two surfaces is greater than 30 points.

All Gradus stair edging colours have been measured to provide Light Reflectance Values* in order to provide the specifier with information to ensure that suitable contrast is achieved with the surrounding stair material. *These values have been determined using the CIE Y value, in accordance with BS 8493:2008 - see page 200 for further details.

Permission to reproduce extracts from British Standards is granted by BSI Standards Limited (BSI). No other use of this material is permitted. British Standards can be obtained in PDF or hard copy formats from the BSI online shop: www.bsigroup.com/Shop or by contacting BSI Customer Services for hard copies only: Tel: +44 (0) 845 086 9001, Email: cservices@bsigroup.com

The Building Regulations 2010 - Approved Document K 2013 edition

Protection from falling, collision and impact

This approved document takes effect on 6th April 2013 for use in England. Current building standards should be checked at time of specification for Wales, Scotland and Northern Ireland.

Approved documents are intended to provide guidance. The main points relating to stairs that are detailed in Approved Document K are shown below with supporting recommendations by Gradus shown in blue text.

K1 Stairs and ladders

Construction of steps

For buildings other than dwellings

1-7 For steps apply the following guidance.

- a. Make step nosings apparent: use material that will contrast visually, a minimum of 55mm wide, on both the tread and the riser.

For common access areas in buildings that contain flats

1-10 Provide a stair with steps that comply with the following guidance.

- a. Make step nosings apparent: use material that will contrast visually, 50mm to 65mm wide on the tread and 30mm to 55mm on the riser.

All Gradus stair edging colours have been measured to provide Light Reflectance Values (LRVs)* in order to provide the specifier with information to ensure that suitable contrast is achieved with the surrounding stair material. PVC-u Hardnose stair edgings (see pages 42-45, 60-62) can provide an ideal solution as channel and insert colours can be matched to contrast with the tread and riser. XT Bronze (see pages 32-35) and XT Aluminium (see pages 36-41) can also be selected with matching metal castellated insert finish.

*These values have been determined using the CIE Y value in accordance with BS 8493:2008+A1:2010 - see page 200 for further details.

The profile dimensions stated are guidance only and other factors should be taken into consideration when specifying stair edgings such as step dimension and type and frequency of traffic. However, a large proportion of Gradus stair edgings fall within the dimensions stated, including the XT range (see pages 30-45).

Source: *Building Regulations - Protection from falling, collision and impact - Approved Document K - 2013 Edition. Crown Copyright material is reproduced with the permission of the Controller of HMSO and the Queen's Printer for Scotland.*

The Building Regulations 2010 - Approved Document M "Access to and use of buildings"

(2015 edition incorporating 2020 amendments – for use in England)

The latest version of Approved Document M is stated 'for use in England'. Current building standards should be checked at time of specification for Wales, Scotland and Northern Ireland.

Approved Document M is split into two parts:

- Volume 1: Dwellings
- Volume 2: Buildings other than dwellings

Specification Guidelines

Volume 1 refers to Approved Document K for specific guidance notes on stair edgings (detailed on page 203). The below abstracts of guidance are taken from Volume 2.

Building owners have a legal duty to ensure all people can gain access to and use a building and its facilities.

Approved documents are intended to provide guidance and much of the guidance in Approved Document M is based on BS 8300. The main points relating to stair and stepped access that are detailed in Approved Document M are shown below, with supporting recommendation by Gradus [shown in blue text](#).

Stepped Access

- 1-27 People with impaired sight risk tripping or losing their balance if there is no warning that steps provide a change in level.
[Use of a stair edging that contrasts with the surrounding tread/riser material will help to clearly define the step edge and warn of a change in level.](#)
- 1-29 Materials for treads should not present a slip hazard, especially when the surface is wet.
[Gradus provides a range of inserts for use in interior \(dry and wet\) and exterior conditions \(see page 24\).](#)
- 1-30 People should easily be able to appreciate where to place their feet by highlighting nosings and avoiding open rises.
[Use of a stair edging that contrasts with the surrounding tread/riser material will help to clearly define the step edge. Both the insert and channel of the stair edging should be of a suitable contrast to the surrounding floor finishes. ADM directly refers to colour contrast in the definitions section stating that:](#)
'Contrast visually, when used to indicate the visual perception of one element of a building, or fitting within the building, against another means that the difference in light reflectance value between the two surfaces is greater than 30 points.'
[All Gradus stair edging colours have been measured to provide Light Reflectance Values* in order to provide the specifier with information to ensure that suitable contrast is achieved with the surrounding stair material.](#)
[*These values have been measured using the CIE Y value in accordance with BS 8493:2008+A1:2010. See page 200 for further details.](#)
- 1-33 (i) All nosings are made apparent by means of a permanently contrasting material 55mm wide on both the tread and the riser.
[The 55mm dimension detailed is guidance only and other factors should be taken into consideration when specifying stair edgings such as step dimension, type and frequency of traffic. Communities and Local Government \(formerly The Office of the Deputy Prime Minister\) also acknowledges that advice given by other expert bodies should be taken into consideration, for example the RNIB Access Consultancy Services who state that the ideal dimension for a stair edging is 55mm on the tread and 30-50mm on the riser, which takes into account lower risers where a 55mm stair edging may take up a large proportion of the riser surface and therefore could be confusing for partially sighted people. If 55mm profiles are required they are available in the Gradus range \(see pages 34, 35, 39, 40, 41, 45, 49, 50, 54 & 60\).](#)

Entrance Lobbies

- 2-29 (e) floor surface materials within the lobby do not impede the movement of wheelchairs e.g. not coir matting, and changes in floor materials do not create a potential trip hazard.
[The majority of Gradus mats are suitable for use with wheelchairs.](#)
- 2-29 (f) the floor surface helps to remove rainwater from shoes and wheelchairs.

[A combination of Gradus primary and secondary barrier matting will help prevent the ingress of rainwater.](#)

- 2-29 (g) where matwells are provided, the surface of the mat is level with the surface of the adjacent floor finish.

[Gradus offers a range of matwell frames and primary barrier mats designed to work together to provide a smooth transition to the surrounding floor finish.](#)

Corridors and Passageways

- 3-12 In order to help people with visual impairment to appreciate the size of a space they have entered, or to find their way around, there should be a visual contrast between the wall and floor.

[Gradus skirting profiles are available in a wide choice of colours and will provide a suitable colour contrast, helping define where the floor ends and the wall begins.](#)

Source: Building Regulations - Access to and use of buildings - Approved Document M - 2015 edition incorporating 2020 amendments. Crown Copyright material is reproduced with the permission of the Controller of HMSO and the Queen's Printer for Scotland.

BS 5395-1:2010

Stairs – Part 1:

Code of practice for the design of stairs with straight flights and winders

This standard provides guidance or good practice in the design of stairs with straight flights and winders. Gradus advice and recommendations are [shown in blue text](#)

4 Safety

4.7 Marked nosings

On a normal-use stair, each step or landing nosing should incorporate a permanently contrasting material for the full width of the stair on both the tread and the riser to help blind and partially sighted people appreciate the extent of the stair and identify individual treads. The material should be 50 mm to 65 mm wide on the tread and 30 mm to 55 mm on the riser, and should contrast visually with the remainder of the tread and riser.

NOTE Advice on visual contrast can be found in BS 8300-1:2018, BS 8300-2:2018 - Annex B.

[All Gradus stair edging colours have been measured to provide Light Reflectance Values \(LRVs\)* in order to provide the specifier with information to ensure that suitable contrast is achieved with the surrounding stair material. PVC-u Hardnose stair edgings \(see pages 42-45, 60-62\) can provide an ideal solution as channel and insert colours can be matched to contrast with the tread and riser. XT Bronze \(see pages 32-35\) and XT Aluminium \(see pages 36-41\) can also be selected with matching metal castellated insert finish.](#)

[*These values have been determined using the CIE Y value, in accordance with BS 8493:2008+A1:2010 – see page 200 for further details.](#)

[The profile dimensions stated are guidance only and other factors should be taken into consideration when specifying stair edgings such as step dimension and type and frequency of traffic. However, a large proportion of Gradus stair edgings fall between these dimensions stated, including the XT range \(see pages 30-45\).](#)

7 Slip resistance

Treads and landings should have a surface (and proprietary nosing, if provided) that does not become slippery in use.

Assessments in slip resistance should be undertaken using a combination of the following:

- Pendulum test value (PTVs) obtained using a pendulum tester in line with BS 7976-2; and
- Surface micro roughness measurements using a stylus instrument in accordance with BS 1134-1.

NOTE 1 Attention is drawn to the information found in the UK Slip Resistance Group Guidelines [6].

NOTE 2 Any flooring material providing sufficient slip resistance for use on the level, typically with a PTV greater than 36, is suitable for use on stairs.

PTV should be measured in the conditions to which the stair is likely to be exposed.

If strips or inserts are used to improve the slip resistance of steps and stairs, they should be fitted as close possible to the leading edge of the tread and should be of a contrasting colour/brightness. An Rz roughness of 20 um or more is recommended. Such strips or inserts should be firmly fixed.

NOTE 9 For further information on proprietary nosings see BRE IP 15/03 [7].

All Gradus stair edging inserts are tested for slip-resistance using the pendulum tester – all inserts have a low slip potential (inserts measured in dry conditions - PTV >36; inserts measured in wet conditions – PTV >36). All inserts are also tested for wear, surface roughness, chemical resistance and bacterial/fungal resistance (see page 198 for further details).

The XT range of stair edgings features a slip-resistant pvc insert that extends around the leading edge of the profile to ensure that foot contact is always made with the slip-resistant element of the stair edging, providing the ideal solution for reducing the risk of slips, trips and falls on stairs in line with BRE. The XT range is available in Bronze (see pages 32-35), Aluminium (see pages 36-41) and PVC-u Hardnose (see pages 42-45).

Permission to reproduce extracts from British Standards is granted by BSI Standards Ltd (BSI). No other use of this material is permitted. British Standards can be obtained in PDF or hard copy formats from the BSI online shop: www.bsigroup.com/Shop

UK Slip Resistance Group



Gradus is a key contributor to the UK Slip Resistance Group, the leading independent authority on slip resistance in the UK that aims to promote greater understanding of the causes of and solutions to slips.

A new guide is now available entitled "What Makes Stairs Safer?" that offers an overview of the key aspects involved in creating safe internal stairs and aims to provide valuable, independent advice to anyone involved in the design, specification, construction, installation, fitting or maintenance of stairs.

For more information and to keep up-to-date with the latest developments, visit: www.ukslipresistance.org.uk

BRE - Research and Guidelines

BRE has published an information paper (ref. IP15/03) entitled "Proprietary nosings for non-domestic stairs". This paper provides guidance to designers and building managers on the best way to assess the types of proprietary nosings that should be provided on non-domestic stairs.

Gradus has combined the key findings of this report with in-house research and development, and as a result has developed the XT range of profiles.

Detailed below is an overview and summary of the key findings in the BRE information paper.

Overview

The study considered the dynamics of pedestrian stair use. Previous studies have shown that 80% of slips on stairs are likely to occur when users are descending the stairs. This usually occurs as a result of an overstep (i.e. when a substantial portion of the foot overhangs the tread). Therefore as the going (tread width) becomes narrower the likelihood of a slip incident becomes greater. Where the going is less than 300mm the risk of slip is increased. Most non-domestic stairs have a going of between 250mm and 280mm. The risk of slip is further increased if the tread surface is smooth, becomes wet or there is a lack of clear colour contrast at the step edge.

Conclusion

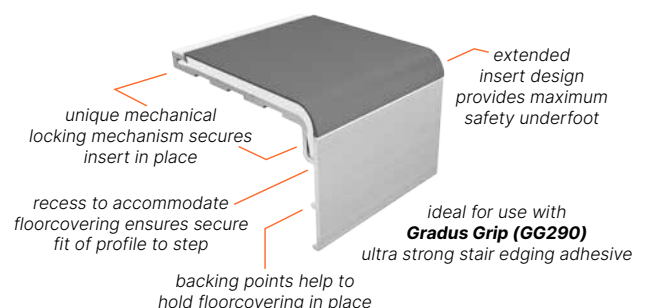
The application of a proprietary nosing may reduce the risk of slipping against the factors highlighted above. The proprietary nosing should incorporate a slip-resistant material that should extend to the point at which it meets the vertical face to minimise the risk of slip in descent. Proprietary nosings should all offer a colour contrast to clearly highlight the step edge.

Diagram to show how a typical overstep situation can occur when the going is less than 300mm.



Gradus recommendation

The XT range of stair edgings (see pages 30-45) offers a new edge in safety for stairs and has been developed to take into account the latest guidance contained in the BRE information paper IP15/03, BS 8300-2:2018 and in The Building Regulations 2010 - Approved Document M.



Extracts from BRE Information Paper IP15/03, Proprietary nosings for non-domestic stairs, copyright BRE, reproduced by permission. IP15/03 is available from IHS BRE Press, Bracknell RG12 8FB, www.ihsbrepress.com

See through their eyes

A guide to inclusive design for independent living

People with dementia may see the world differently. What may look 'normal' to us could potentially disorientate a person living with dementia, causing distress or even injury. As a result, the buildings we create must be designed with a deep understanding of the ways in which those with dementia will experience them – from the types of materials used to the interplay of different colours and tones. Furthermore, designing to support people living with dementia is also supportive of an ageing population, which has never been more important.

Why is designing for independent living important

The ONS in 2018 highlighted that the UK has an aging population.

Age UK estimate that:


- There are currently 12 million people aged 65 and over
- 5.5 million aged 75+
- 1.6 million aged 85+
- By 2030 it is anticipated that over 21% of the population will be over 65

The number of years of life expected to be spent without a disability or in good health is commonly referred to as disability-free life expectancy or healthy life expectancy (ONS, 2018). The likelihood of being disabled and / or experiencing multiple chronic and complex health conditions increases with age (ONS, 2018).

In general, a person living with dementia tends to be older - age is the biggest risk factor for developing a disease that causes dementia. It is important therefore that designers consider the needs of the older generation and start to plan and design for independent living for today, tomorrow and the future.

We teamed up with the Dementia Services Development Centre (DSDC) at the University of Stirling, an international organisation with more than 30 years' experience in improving the lives of people with dementia through the development of research-led design principles.

As a result of this work, the DSDC has certified an extensive range of our products as suitable for use in buildings used by people living with dementia.





Product Index

A

ACC40	182
ACS38	117
ACS441	117
ACS444	117
ACS462F3	117
ACS463F3	118
ACS470S	118
ACS52	117
ACT48	141
ACT61	121
ACT81	121
ADM1	49
ADM2	50
ADM3	54
ADM4	54
ADM5	49
ADM6	49
ADXT1	39
ADXT1R	39
ADXT2	39
ADXT2R	39
ADXT3	40
ADXT4	40
AFT	98, 99
AFT12	98
AFT13	99
AFT14	98
AFT15	97, 99
AFT17	97, 99
AFT28	98
AFT336	101, 102, 103
AFT339	101, 103
AFT3312	102, 103
AFT398	91, 92
AFT3912	91, 92
AFT3916	91, 92
AFT45	97, 99
AFT708	91
AFT7012	92
AFT7016	92
AJC465SF4	118
AJC466SF4	118
AK5	50
AK5A	50
AK50A	48
AK53	50
AK53A	48
AKRXT53	39
AKVXT1R	38
AKXT5A	39
AKXT50A	38
AKXT53	39
ALS/B	160
ALS/DR	159
ALS/DS	159
ALS/FB	160
ALS/FC	160
ALS/FR	160
ALS/OL	160
ALS/SR	159
ALS/WO	159
ALS/TS	159
ANT27	122
ANT355	83, 122
AR10	51
AR268	134
AR3	51
AR32	51
AR7	51
AR8	51
AR81	51
AR81R	48
AR83R	48
ARXT81	39
ARXT81R	38
AS1	50
AS10	49
AS11	49
AS1106L	156
AS13	49
AS19	49
AS2	50
AS20	48
AS21	50
AS23	58
ASRXT13	39
ASVXT1R	38
ASXT11	39
ASXT13	39
ASXT20	38
AT718L	157
ATB33	95
ATD121L	156
ATD71L	156
ATF71L	156
ATNG71L	157
ATR45	95
ATR50	95
ATT42	95
AVR5020	135

B

BCS452F7	118
BCS454F7	118
BCS455F7	118
BCT18	122
BCTXT15	83, 122
BDXT1R	34
BDXT2R	34
BDXT3	35
BDXT4	35
BGRXT121	35
BGRXT81	35
BGXT11	35
BGXT51	35
BKXT50A	34
BKXT5A	35
BRXT81	35
BRXT81R	34
BU200	82, 136
BU800	82, 136
BXT11	35
BXT20	34

C

CA71	59
CC40	182
CC75	182
CCF 100 1	183
CD65	195

CET5	138
CF20	183
CF32P	183
CF38	183
CG1042	83, 122
CL05/LB10	163
CLC11/TB45D	164
CLS13/LBS45	163
CLC16/TDB45	164
CLS20/LBS45	164
CLC20/TDB45	164
CR5	145
CSI 100 50 2	176
CSI 100 50 2.25	176
CSO 100 P	179
CSO 60 P	179
CT52	58
CT71	58
CT712	58
CT717	59
CT727	59
CT75	58
CT78	59
CTR5	133
CVA870	139
CVA870IW	139
CVA873	139
CVA927	139
CVT5	133
CXT1	41
CXT2	41
CXT3	41

D

DC2012/DLA2415	166
DDA1	60
DDA2	60
DDA3	60
DDA4	60
DDXT1	45
DDXT2	45
DDXT3	45
DDXT4	45
DFS 100	177
DFT	98
DFT80	97
DLA45	160
DT50	136

E

EAR 11 40	66
EAR 31 50	66
EJC125	135
EJC50	135
EJC75	135
EJC75 3.2	135
ELA 11 40	66
ELA 1155 50	66
ELA 117 50	68
ELA 12 40	67
ELA 127 40	68
ELA 31 40	67
ELA 32 40	67

ELA 51 40	67
ELA 5155 50	67
ELA 517 50	68
ELA 52 40	67
ELA 72 40	67
ELA 81 50	67
ELA 911 50	68
ELA 931 50	68
ELACS5040	111
ELAF2350	157
ELAF5150	157
ELAR1250	111
ELAR1550	111
ELAR1830	111
ELAR530	111
ELAR830	111
ELAR950	111
ELB 11 40	69
ELB 31 40	69
ET210	141
ET210EBF4	141
ET212	141
ET212EBF4	141
ET356	121
ET356EBF4	121
ET359	121
ET359EBF4	121
ET367	123
ET804	140
ET804EBF4	140
ET805	141
ET805EBF4	141
ET806	140
ET806EBF4	140
ETR299F0	124
ETR299GF0	124
ETR299UF0	124
ETR300F0	124
ETR300GF0	125
ETR300UF0	124
ETR301F0	125
ETR301F7	129
ETR301GF0	125
ETR301GF7	129
ETR301GF8	131
ETR301UF0	125
ETR302F0	125
ETR302F7	129
ETR302GF0	125
ETR302GF7	129
ETR302GF8	131
ETR302UF0	125
ETR303F0	126
ETR303F7	129
ETR303GF0	126
ETR303GF7	129
ETR303GF8	131
ETR303UF0	126
ETR304F0	126
ETR304F7	130
ETR304GF0	127
ETR304GF7	130
ETR304GF8	131
ETR304UF0	126
ETR305F0	127

ETR305F7	130
ETR305GF0	127
ETR305GF7	130
ETR305GF8	131
ETR305UF0	127
ETR306F0	127
ETR306F7	130
ETR306GF0	127
ETR306GF7	130
ETR306GF8	131
ETR306UF0	127
ETR307F0	125
ETR307F7	129
ETR307GF0	126
ETR307GF7	129
ETR307GF8	131
ETR307UF0	126
ETR309F0	128
ETR309F7	130
ETR309GF0	128
ETR309GF7	130
ETR309GF8	131
ETR309UF0	128
ETR312F0	128
ETR312GF0	128
ETR312UF0	128

F

FCA16	145
FRB026	113
FS 100 2 P	179
FS 100 B	177
FS 150 B	177
FS 303	177
FS 303 P	179
FS 75 2 P	179
FT27	99
FXB336	101, 102, 103
FXB339	101, 102
FXB3312	102, 103
FXR40	103
FXT21	101, 102
FXT31	102, 103

G

G11	54
G13	54
G317	55
G32	55
G33	56
G332	57
G41	54
G51	54
G53	54
G54	54
G65	55
G72	55
GC11	63
GC317	63
GC51	63
GRC81	63
Gradus Grip	23
GR12	57
GR37	56
GR61	56

GR62	57	MAS97/8SF	189	RN351	61	SI 100 50 2.5 P	178	TEXSH	73
GR8	57	MCC40	182	RN511	61	SI 100 50 3.2	176	TH382	138
GR81	56	MCC75	182	RN527	61	SI 100 50 3.2 P	178	TH383	138
GR91	56	MCS48	181	RN551	61	SI 100 55	176	TH495	138
GRXT81	40	MJ301SF4	142	RN581	61	SI 150	176	TP290F4	137
GT61M	123	MJ301SF8	143	RN711	61	SI 150 50 2 P	178	TP290F7	137
GT61R	123	MJ302SF4	142	RN727	61	SM1	52	TP291F4	137
GXT11	40	MJ302SF8	143	RN751	61	SO 100	177	TP293F4	137
GXT13	41	MJ303SF4	142	RN781	61	SO 100 P	179	TP295F4	137
GXT51	40	MJ304SF4	143	RNRC511	60	SO 150	177	TP32	78
GXT53	41	MJ305SF4	143	RNRC551	60	SO 25	177	TT25M	98
		MJ306SF4	143	RNT1218L	155	SO 75	177	TT35	97, 98
		MJ307SF4	142	RNT718L	155	SO 75 P	179		
H		MJ307SF8	143	RT245	132	Stairtile Discs	193	U	
HCS48	181	MPTB12	94	RT247	132	STM 75 10	185	UMFA12	113
HCS50	181	MPTB16	94	RT250S	132	STM 100 10	185	UMFA18	113
HD1	53	MPTB5	94	RT264	132			UMFA25	113
HD2	53	MR511	62	RT265	132	T		W	
HE1	53	MR551	62	RT330	132	T200	134	WLT30/WLB45	167
HE2	53	MR581	62	RT35M	99	T250	134	WTS1	144
HM1	53	MR711	62	RT42	98	T300	134	WTS2	144
HT38	78	MR751	62	RT52	98	T450	133	WTS3	144
HT42	79	MR781	62	RXT1218L	155	T600	133		
HT44	78	MSS790/6SF	188	RXT311	44	TA1	78		
HT47	78	MSS790/8SF	188	RXT351	44	TA16	132		
HXT42	80	MT42	79	RXT511	44	TA25	134		
HXT44	80			RXT531	44	TA2C	78		
HXT47	80			RXT535	44	TA42	79		
		O		RXT551	44	TA5	78		
		OT/D	193	RXT581	44	TA50	79		
		OT/F	193	RXT711	45	TA5B	78		
		OT/R	193	RXT751	45	TA5C	78		
		OT/RDG	193	RXT781	45	TA6	82, 123		
						TA66	79		
I				S		TA8	123		
INS12	145			Safety Track	196	TA9	55, 56, 82		
J				SCS451SF8	116	TAC42	79		
JC881025	119	P		SCS451SF8G	116	TAXT42	80		
JC881050	119	PBT12	95	SCS454SF8	116	TAXT5B	80		
JT365	120	PBT16	95	SCS454SF8G	116	TAXT5212	80		
JT365EBF4	120	PCR632	133	SCS454SF8G	116	TAXT523	80		
JT366	120	PCR932	133	SCS471SF8	115	TB42	79		
JT366EBF4	120	PCS40	181	SCS471SF8G	115	TBXT42	80		
		PCS40P	181	SCS474SF8G	117	TC1	79, 80		
K		PET276	83, 123	SCS475SF8G	117	TC2	79		
KA386AS	107	PG1	55	SCSM451	115	TC3	80		
KA386XXL	107	PG2	55	SCSM454	116	TC47	182		
KA556 / MCB554	109	PK50	75	SCSM455	116	TC48	182		
KA556 / MCB555	109	PK75	75	SCSM471	115	TD45	195		
KA576	105	PKR65	75	SCSM474	117	TD60	195		
KB387AS	107	PKS50	75	SCSM475	117	TDB45	195		
KB387XXL	107	PKS75	75	SCSP451	116	TDB45D	195		
KB557 / MCB554	109	PM60	75	SCSP454	116	TDB60	195		
KB557 / MCB555	109	PR50	75	SCSP455	116	TEX11	71		
KB577	105	PR65	75	SCSP471	115	TEX11R	71		
KC388AS	107	PR75	75	SD1	52	TEX2R	71		
KC388XXL	107	PTR1	94	SD2	52	TEX3R	71		
KC558 / MCB554	109	PTT1	94	SE1	52	TEX51	71		
KC558 / MCB555	109			SE2	52	TEX51R	71		
KC578	105	R		SFBR37	91	TEXCR1	73		
		R75XT11	45	SFBT29	91, 92	TEXE1	71		
		R75XT51	45	SI 100	176	TEXN11	71		
		R95XT11	45	SI 100 32	176	TEXN51	71		
		R95XT51	45	SI 100 50 2	176	TEXPL	73		
		RAM012	113	SI 100 50 2 P	178	TEXR1	71		
		RD100	195	SI 100 50 2.5	176				
		RD75	195						
		RMF60	113						
		RN311	61						

GRADUS

Gradus Accessories Park Green Macclesfield Cheshire SK11 7LZ

For enquiries outside the UK and Eire contact Gradus International on +44 (0)1625 613780

Gradus International
England

Tel +44 (0) 1625 613780

Gradus Far East
Singapore

Tel: (+65) 6734 5933

call: 01625 428922

gradus.com

This catalogue supersedes and replaces all previous issues.

All products subject to minor design alterations without notice.

All designs, images and illustrations contained within this catalogue remain the copyright of Gradus Ltd.©

All trademarks, product names and codes detailed within this catalogue are the property of Gradus Ltd.