

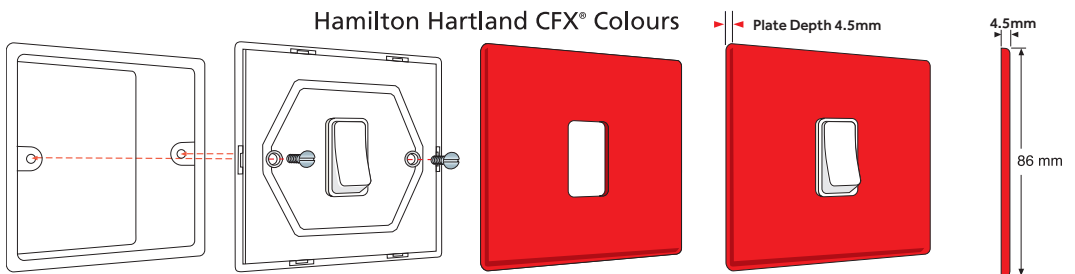
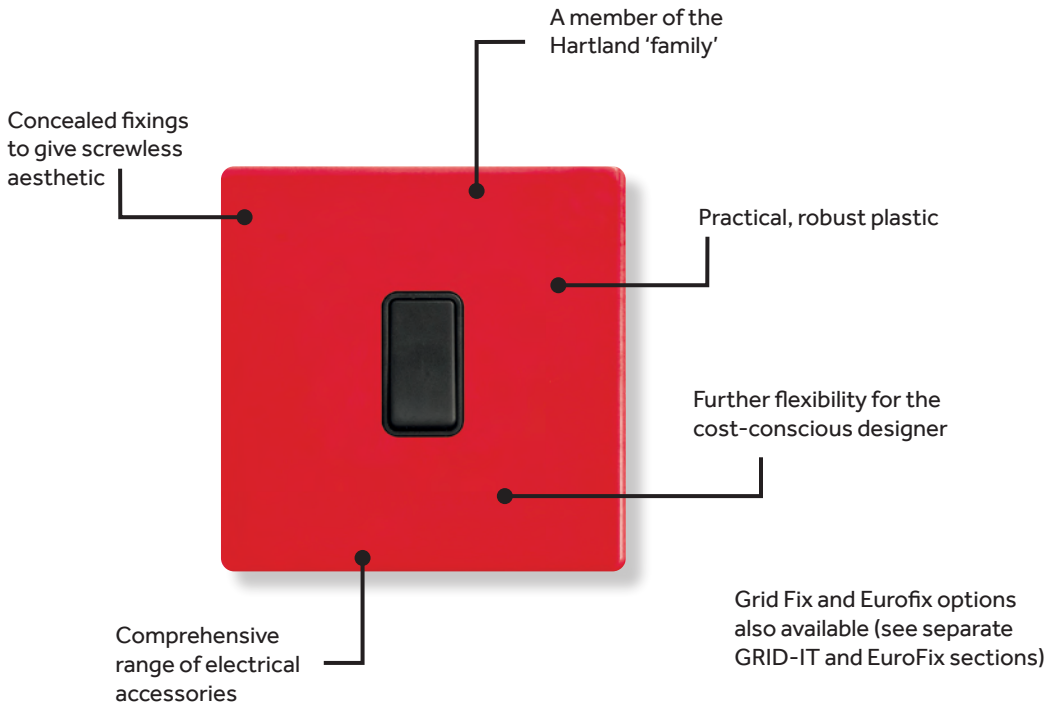
Hartland CFX[®] Colours

Concealed Fixing Accessories
on Glossy Colour Slim Plates



View range online

The Hartland CFX® Colour range will enhance any surrounding and its patented concealed fixing system affords seamless styling and sophistication. It has a sleek finish that is attractive and tactile, whilst the practical robust plastic provides a lower priced alternative to the metal designs.



Hartland CFX® Colours Range

HARTLAND CFX COLOURS RANGE



7WTCM W

7WCC11 WH-W

7RC R23 WH-W

7BC 45N B


Plate finishes available in this range



Bright White



Jet Black



Pillar Red

Hartland CFX Colours

Rocker Switches



7WC R21 WH-W









7BC R22 BL-B



7RC R23 WH-W



7BC R24 BL-B

Plate Finish	Insert Finish / Surround Colour	 1 gang 10AX 2 Way Rocker	 2 gang 10AX 2 Way Rocker	 3 gang 10AX 2 Way Rocker	 4 gang 10AX 2 Way Rocker	 1 gang 10AX Intermediate Rocker	 1 gang 10A Triple Pole Rocker
Bright White	White/White	7WC R21 WH-W	7WC R22 WH-W	7WC R23 WH-W	7WC R24 WH-W	7WC R31 WH-W	7WC TP WH-W
Jet Black	Black/Black	7BC R21 BL-B	7BC R22 BL-B	7BC R23 BL-B	7BC R24 BL-B	7BC R31 BL-B	7BC TP BL-B
Pillar Box Red	Black/Black	7RC R21 BL-B	7RC R22 BL-B	7RC R23 BL-B	7RC R24 BL-B	7RC R31 BL-B	7RC TP BL-B
Pillar Box Red	White/White	7RC R21 WH-W	7RC R22 WH-W	7RC R23 WH-W	7RC R24 WH-W	7RC R31 WH-W	7RC TP WH-W
Nominal Size:		86.0mm x 86.0mm	86.0mm x 86.0mm	86.0mm x 86.0mm	146.0mm x 86.0mm	86.0mm x 86.0mm	86.0mm x 86.0mm
Minimum Wall Box Depth:		25mm	25mm	25mm	25mm	25mm	25mm



7BC R212 BL-B





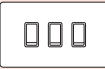
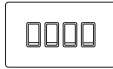

7RC R222 BL-B



7WC R232 WH-W



7RC R312 WH-W

Plate Finish	Insert Finish / Surround Colour	 1 gang 20AX 2 Way Rocker	 2 gang 20AX 2 Way Rocker	 3 gang 20AX 2 Way Rocker	 4 gang 20AX 2 Way Rocker	 1 gang 20AX Intermediate Rocker
Bright White	White/White	7WC R212 WH-W	7WC R222 WH-W	7WC R232 WH-W	7WC R242 WH-W	7WC R312 WH-W
Jet Black	Black/Black	7BC R212 BL-B	7BC R222 BL-B	7BC R232 BL-B	7BC R242 BL-B	7BC R312 BL-B
Pillar Box Red	Black/Black	7RC R212 BL-B	7RC R222 BL-B	7RC R232 BL-B	7RC R242 BL-B	7RC R312 BL-B
Pillar Box Red	White/White	7RC R212 WH-W	7RC R222 WH-W	7RC R232 WH-W	7RC R242 WH-W	7RC R312 WH-W
Nominal Size:		86.0mm x 86.0mm	86.0mm x 86.0mm	146.0mm x 86.0mm	146.0mm x 86.0mm	86.0mm x 86.0mm
Minimum Wall Box Depth:		25mm	25mm	25mm	25mm	25mm

Insert Surround Colour Key: (-B) Black, (-W) White

Hartland CFX Colours

Power Sockets

HARTLAND CFX COLOURS RANGE



7BC SS1 BL-B



7WC SS2 WH-W




7RC US5 B



7RC SHS B

Plate Finish	Insert Finish / Surround Colour	1 gang 13A Double Pole Switched Socket	2 gang 13A Double Pole Switched Socket	1 gang 5A Unswitched Socket	Shaver Dual Voltage Unswitched Socket (Vertically Mounted)
Bright White	White/White	7WC SS1 WH-W	7WC SS2 WH-W	7WC US5 W	7WC SHS W
Jet Black	Black/Black	7BC SS1 BL-B	7BC SS2 BL-B	7BC US5 B	7BC SHS B
Pillar Box Red	Black/Black	7RC SS1 BL-B	7RC SS2 BL-B	7RC US5 B	7RC SHS B
Pillar Box Red	White/White	7RC SS1 WH-W	7RC SS2 WH-W	7RC US5 W	7RC SHS W
Nominal Size:		86.0mm x 86.0mm	146.0mm x 86.0mm	86.0mm x 86.0mm	86.0mm x 146.0mm
Minimum Wall Box Depth:		35mm	35mm	35mm	47mm

USB Power Sockets



7WC SS2USBULT WH-W



7BC SS2USBULT BL-B

Plate Finish	Insert Finish / Surround Colour	1 gang 13A Single Pole Switched Socket with 1 USB Outlets 1x2.1A	2 gang 13A Double Pole Switched Socket with 2 USB Outlets 2x2.4A (4.8 Total)
Bright White	White/White	7WC SS1USB WH-W	7WC SS2USBULT WH-W
Jet Black	Black/Black	7BC SS1USB BL-B	7BC SS2USBULT BL-B
Pillar Box Red	Black/Black	7RC SS1USB BL-B	7RC SS2USBULT BL-B
Pillar Box Red	White/White	7RC SS1USB WH-W	7RC SS2USBULT WH-W
Nominal Size:		86.0mm x 86.0mm	146.0mm x 86.0mm
Minimum Wall Box Depth:		35mm	35mm

Insert Surround Colour Key: (-B) Black, (-W) White

Hartland CFX Colours

International Power Sockets




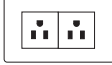

7RC 5320 W



7BC 5258 B




7WC 6126 W

Plate Finish	Insert Colour	 1 gang 15A 110V AC American Unswitched Socket	 2 gang 15A 110V AC American Unswitched Socket	 1 gang 10/16A 220/250V AC German Unswitched Socket
Bright White	White	7WC 5258 W	7WC 5320 W	7WC 6126 W
Jet Black	Black	7BC 5258 B	7BC 5320 B	7BC 6126 B
Pillar Box Red	Black	7RC 5258 B	7RC 5320 B	7RC 6126 B
Pillar Box Red	White	7RC 5258 W	7RC 5320 W	7RC 6126 W
Nominal Size:		86.0mm x 86.0mm	146.0mm x 86.0mm	86.0mm x 86.0mm
Minimum Wall Box Depth:		35mm	35mm	47mm


Key Switches




7RC K21 W

Plate Finish	Insert Colour	 1 gang 20AX 2 Way Key Switch
Bright White	White	7WC K21 W
Jet Black	Black	7BC K21 B
Pillar Box Red	Black	7RC K21 B
Pillar Box Red	White	7RC K21 W
Nominal Size:		86.0mm x 86.0mm
Minimum Wall Box Depth:		25mm

Hotel Card Switch with LED



7WC C11 WH-W

Plate Finish	Insert Colour	 1 gang 10A (6AX) Card Switch On/Off with Blue LED Locator
Bright White	White	7WC C11 WH-W
Jet Black	Black	7BC C11 BL-B
Pillar Box Red	Black	7RC C11 BL-B
Pillar Box Red	White	7RC C11 WH-W
Nominal Size:		86.0mm x 86.0mm
Minimum Wall Box Depth:		35mm

Insert Surround Colour Key: (-B) Black, (-W) White

Hartland CFX Colours

Television Coaxial Sockets

HARTLAND CFX COLOURS RANGE



7BC TV B



7RC TVFM W



7WC TVIW



7RC SATN B



1 gang
Non-Isolated
TV
1in/1out



Isolated TV/FM
Diplexer
1in/2out



1 gang
Isolated
TV
1in/1out



2 gang
Non-Isolated
TV+Satellite
2in/2out



1 gang
Non-Isolated
Satellite



1 gang
Isolated
Satellite

Plate Finish	Insert Colour	7WC TV W	7WC TVFM W	7WC TVIW	7WC TVSAT W	7WC SATN W	7WC SATI W
Bright White	White	7WC TV W	7WC TVFM W	7WC TVIW	7WC TVSAT W	7WC SATN W	7WC SATI W
Jet Black	Black	7BC TV B	7BC TVFM B	7BC TVI B	7BC TVSAT B	7BC SATN B	7BC SATI B
Pillar Box Red	Black	7RC TV B	7RC TVFM B	7RC TVI B	7RC TVSAT B	7RC SATN B	7RC SATI B
Pillar Box Red	White	7RC TV W	7RC TVFM W	7RC TVIW	7RC TVSAT W	7RC SATN W	7RC SATI W
Nominal Size:		86.0mm x 86.0mm	86.0mm x 86.0mm	86.0mm x 86.0mm	86.0mm x 86.0mm	86.0mm x 86.0mm	86.0mm x 86.0mm
Minimum Wall Box Depth:		25mm	25mm	25mm	35mm	35mm	35mm

Digital Television Sockets

- Screen Non-Isolated / DAB Compatible



7RC DTRID W



7BC DTVF B



7RC DSAT B



7WC DSAT+ W



Non-Isolated
TV+FM+SAT
Triplexer
1in/3out
(DAB Compatible)



1 gang
Non-Isolated
TV (Female)
(DAB Compatible)



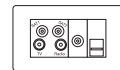
1 gang
Non-Isolated
TV (Male)
(DAB Compatible)



1 gang
Non-Isolated
Satellite
(DAB Compatible)



Non-Isolated
TV+FM+SAT1+SAT2
Quadplexer 2in/4out
(DAB Compatible)



Non-Isolated
TV+FM+SAT1+SAT2
Quadplexer 2in/4out
+TVF+TCS
(DAB Compatible)

Plate Finish	Insert Colour	7WC DTRID W	7WC DTVF W	7WC DTVM W	7WC DSAT W	7WC DENT W	7WC DSAT+ W
Bright White	White	7WC DTRID W	7WC DTVF W	7WC DTVM W	7WC DSAT W	7WC DENT W	7WC DSAT+ W
Jet Black	Black	7BC DTRID B	7BC DTVF B	7BC DTVM B	7BC DSAT B	7BC DENT B	7BC DSAT+ B
Pillar Box Red	Black	7RC DTRID B	7RC DTVF B	7RC DTVM B	7RC DSAT B	7RC DENT B	7RC DSAT+ B
Pillar Box Red	White	7RC DTRID W	7RC DTVF W	7RC DTVM W	7RC DSAT W	7RC DENT W	7RC DSAT+ W
Nominal Size:		86.0mm x 86.0mm	86.0mm x 86.0mm	86.0mm x 86.0mm	86.0mm x 86.0mm	86.0mm x 86.0mm	146.0mm x 86.0mm
Minimum Wall Box Depth:		35mm	35mm	35mm	35mm	35mm	35mm

Insert Surround Colour Key: (-B) Black, (-W) White

Hartland CFX Colours

Telephone and Data Outlets



7BC TCM B









7RC TCS W



7RC J12 W



7WC J45 W

Plate Finish	Insert Colour	 1 gang Telephone Master	 1 gang Telephone Slave	 1 gang RJ12 Outlet - Unshielded	 2 gang RJ12 Outlet - Unshielded	 1 gang RJ45 CAT 5E Outlet - Unshielded	 2 gang RJ45 CAT 5E Outlet - Unshielded
Bright White	White/White	7WC TCM W	7WC TCS W	7WC J12 W	7WC 2J12 W	7WC J45 W	7WC 2J45 W
Jet Black	Black/Black	7BC TCM B	7BC TCS B	7BC J12 B	7BC 2J12 B	7BC J45 B	7BC 2J45 B
Pillar Box Red	Black/Black	7RC TCM B	7RC TCS B	7RC J12 B	7RC 2J12 B	7RC J45 B	7RC 2J45 B
Pillar Box Red	White/White	7RC TCM W	7RC TCS W	7RC J12 W	7RC 2J12 W	7RC J45 W	7RC 2J45 W
Nominal Size:		86.0mm x 86.0mm	86.0mm x 86.0mm	86.0mm x 86.0mm	86.0mm x 86.0mm	86.0mm x 86.0mm	86.0mm x 86.0mm
Minimum Wall Box Depth:		25mm	25mm	35mm	35mm	35mm	35mm

Double Pole Switches

Connection Units



7WC DPN WH-W



7RC 45SS1 WH-W



7BC SPN BL-B



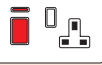


Plate Finish	Insert Colour	 1 gang 20AX Double Pole Rocker + Neon	 1 gang 45A Double Pole Rocker + Neon	 45A Double Pole Red Rocker + Neon + 13A Switched Socket
Bright White	White/White	7WC DPN WH-W	7WC 45N W	7WC 45SS1 WH-W
Jet Black	Black/Black	7BC DPN BL-B	7BC 45N B	7BC 45SS1 BL-B
Pillar Box Red	Black/Black	7RC DPN BL-B	7RC 45N B	7RC 45SS1 BL-B
Pillar Box Red	White/White	7RC DPN WH-W	7RC 45N W	7RC 45SS1 WH-W
Nominal Size:		86.0mm x 86.0mm	86.0mm x 86.0mm	146.0mm x 86.0mm
Minimum Wall Box Depth:		25mm	35mm	35mm

Plate Finish	Insert Colour	 1 gang 13A Double Pole Fused Spur + Neon	 1 gang 13A Fuse with Red Neon Halo
Bright White	White/White	7WC SPN WH-W	7WC FN WH-R
Jet Black	Black/Black	7BC SPN BL-B	7BC FN BL-R
Pillar Box Red	Black/Black	7RC SPN BL-B	7RC FN BL-R
Pillar Box Red	White/White	7RC SPN WH-W	7RC FN WH-R
Nominal Size:		86.0mm x 86.0mm	86.0mm x 86.0mm
Minimum Wall Box Depth:		35mm	35mm

Insert Surround Colour Key: (-B) Black, (-W) White

Hartland CFX Colours

250W 2-Way Dimmers



7WC 1XLEDITB250 WH



7BC 2XLEDITB250 BL



7RC 3XLEDITB250 BL

Plate Finish	Insert Colour	1 gang 250W 2-Way Dimmer	2 gang 250W 2-Way Dimmer	3 gang 250W 2-Way Dimmer	4 gang 250W 2-Way Dimmer
Bright White	White/White	7WC 1XLEDITB250WH	7WC 2XLEDITB250WH	7WC 3XLEDITB250WH	7WC 4XLEDITB250WH
Jet Black	Black/Black	7BC 1XLEDITB250BL	7BC 2XLEDITB250BL	7BC 3XLEDITB250BL	7BC 4XLEDITB250BL
Pillar Box Red	Black/Black	7RC 1XLEDITB250BL	7RC 2XLEDITB250BL	7RC 3XLEDITB250BL	7RC 4XLEDITB250BL
Pillar Box Red	White/White	7RC 1XLEDITB250WH	7RC 2XLEDITB250WH	7RC 3XLEDITB250WH	7RC 4XLEDITB250WH
Nominal Size:		86.0mm x 86.0mm	86.0mm x 86.0mm	146.0mm x 86.0mm	146.0mm x 86.0mm
Minimum Wall Box Depth:		35mm	35mm	35mm	35mm

LED Trailing/Leading Edge Push On/Off Rotary 2 Way Switching Dimmers



7RC 1X100LED WH



7BC 3X100LED BL

Plate Finish	Insert Colour	1 gang 100W LED Trailing/Leading Edge Push On/Off Rotary 2 Way Switching Dimmer	2 gang 100W LED Trailing/Leading Edge Push On/Off Rotary 2 Way Switching Dimmer	3 gang 100W LED Trailing/Leading Edge Push On/Off Rotary 2 Way Switching Dimmer	4 gang 100W LED Trailing/Leading Edge Push On/Off Rotary 2 Way Switching Dimmer
Bright White	White/White	7WC 1XLEDITB100 WH	7WC 2XLEDITB100 WH	7WC 3XLEDITB100 WH	7WC 4XLEDITB100 WH
Jet Black	Black/Black	7BC 1XLEDITB100 BL	7BC 2XLEDITB100 BL	7BC 3XLEDITB100 BL	7BC 4XLEDITB100 BL
Pillar Box Red	Black/Black	7RC 1XLEDITB100 BL	7RC 2XLEDITB100 BL	7RC 3XLEDITB100 BL	7RC 4XLEDITB100 BL
Pillar Box Red	White/White	7RC 1XLEDITB100 WH	7RC 2XLEDITB100 WH	7RC 3XLEDITB100 WH	7RC 4XLEDITB100 WH
Nominal Size:		86.0mm x 86.0mm	86.0mm x 86.0mm	146.0mm x 86.0mm	146.0mm x 86.0mm
Minimum Wall Box Depth:		35mm	35mm	35mm	35mm

NOTE: Tungsten filament GU10 lamps must be branded and with a fused base.
 NOTE: Please refer to the Dimmer Technical Section for the max Wattage.
 NOTE: Please contact our Technical Department for compatibility.

Hartland CFX Colours

Resistive Leading Edge Push On/Off Rotary 2 Way Switching Dimmers



7RC 1X40 BL



7RC 2X40 WH



7BC 4X40 BL

Plate Finish	Insert Colour	1 gang 400W Resistive Leading Edge Push On/Off Rotary 2 Way Switching Dimmer	2 gang 400W Resistive Leading Edge Push On/Off Rotary 2 Way Switching Dimmer	3 gang 400W Resistive Leading Edge Push On/Off Rotary 2 Way Switching Dimmer	4 gang 400W Resistive Leading Edge Push On/Off Rotary 2 Way Switching Dimmer
Bright White	White	7WC 1X40 WH	7WC 2X40 WH	7WC 3X40 WH	7WC 4X40 WH
Jet Black	Black	7BC 1X40 BL	7BC 2X40 BL	7BC 3X40 BL	7BC 4X40 BL
Pillar Box Red	Black	7RC 1X40 BL	7RC 2X40 BL	7RC 3X40 BL	7RC 4X40 BL
Pillar Box Red	White	7RC 1X40 WH	7RC 2X40 WH	7RC 3X40 WH	7RC 4X40 WH
Nominal Size:		86.0mm x 86.0mm	86.0mm x 86.0mm	146.0mm x 86.0mm	146.0mm x 86.0mm
Minimum Wall Box Depth:		35mm	35mm	35mm	35mm

Inductive Leading Edge Push On/Off Rotary 2 Way Switching Dimmers



7WC 1X2V WH



7BC 1X2V BL

Plate Finish	Insert Colour	1 gang 200VA Inductive Leading Edge Push On/Off Rotary 2 Way Switching Dimmer
Bright White	White	7WC 1X2V WH
Jet Black	Black	7BC 1X2V BL
Pillar Box Red	Black	7RC 1X2V BL
Pillar Box Red	White	7RC 1X2V WH
Nominal Size:		86.0mm x 86.0mm
Minimum Wall Box Depth:		35mm

NOTE: Tungsten filament GU10 lamps must be branded and with a fused base
 NOTE: When using mains voltage halogen lamps – dimmers should be re-rated by 25%
 NOTE: When dimming LED lamps de-rate by 75% - please contact our Technical Department for compatibility.
 NOTE: Please refer to the Dimmer Technical Section for the max wattage

Hartland CFX Colours

Resistive/Inductive Trailing Edge Push On/Off Rotary Multi-Way Dimmers

HARTLAND CFX COLOURS RANGE



7RC 1XTE BL



7RC 3XTE WH

Plate Finish	Insert Colour	1 gang 250W/210VA Resistive/Inductive Trailing Edge Push On/Off Rotary Multi-Way Dimmer	2 gang 250W/210VA Resistive/Inductive Trailing Edge Push On/Off Rotary Multi-Way Dimmer	3 gang 250W/210VA Resistive/Inductive Trailing Edge Push On/Off Rotary Multi-Way Dimmer	4 gang 250W/210VA Resistive/Inductive Trailing Edge Push On/Off Rotary Multi-Way Dimmer
Bright White	White/White	7WC 1XTE WH	7WC 2XTE WH	7WC 3XTE WH	7WC 4XTE WH
Jet Black	Black/Black	7BC 1XTE BL	7BC 2XTE BL	7BC 3XTE BL	7BC 4XTE BL
Pillar Box Red	Black/Black	7RC 1XTE BL	7RC 2XTE BL	7RC 3XTE BL	7RC 4XTE BL
Pillar Box Red	White/White	7RC 1XTE WH	7RC 2XTE WH	7RC 3XTE WH	7RC 4XTE WH
Nominal Size:		86.0mm x 86.0mm	86.0mm x 86.0mm	146.0mm x 86.0mm	146.0mm x 86.0mm
Minimum Wall Box Depth:		35mm	35mm	35mm	35mm

Blank Plates



7WC BPS











7BC BPD

Plate Finish	Single Blank Plate	Double Blank Plate
Bright White	7WC BPS	7WC BPD
Jet Black	7BC BPS	7BC BPD
Pillar Box Red	7RC BPS	7RC BPD
Nominal Size:		146.0mm x 86.0mm
Minimum Wall Box Depth:		Any Box

NOTE: Tungsten filament GU10 lamps must be branded and with a fused base
 NOTE: When using mains voltage halogen lamps – dimmers should be re-rated by 25%
 NOTE: When dimming LED lamps de-rate by 75% - please contact our Technical Department for compatibility.
 NOTE: Please refer to the Dimmer Technical Section for the max wattage





Hartland CFX Colours

GRID-IT Grid Fix Plates complete with Fixing Grid

				
	7RC 1GP	7WC 2GP	7RC 3GP	7WC 4GP
				
Plate Finish	1 gang Grid Fix Aperture Plate with Grid	2 gang Grid Fix Aperture Plate with Grid	3 gang Grid Fix Aperture Plate with Grid	4 gang Grid Fix Aperture Plate with Grid
Bright White	7WC 1GP	7WC 2GP	7WC 3GP	7WC 4GP
Jet Black	7BC 1GP	7BC 2GP	7BC 3GP	7BC 4GP
Pillar Box Red	7RC 1GP	7RC 2GP	7RC 3GP	7RC 4GP
Nominal Size:	86.0mm x 86.0mm	86.0mm x 86.0mm	146.0mm x 86.0mm	146.0mm x 86.0mm
Minimum Wall Box Depth:	As Per Insert	As Per Inserts	As Per Inserts	As Per Inserts

Note: Minimum Wall Box depth is dependant on the Grid Fix insert fitted, please see the GRID-IT section for the complete range of inserts.

EuroFix Plates complete with Fixing Grid

		
	7WC EURO2	7RC EURO4
		
Plate Finish	2 Module EuroFix 50x50mm Apertured Plate with Grid	4 Module EuroFix 100x50mm Aperture Plate with Grid
Bright White	7WC EURO2	7WC EURO4
Jet Black	7BC EURO2	7BC EURO4
Pillar Box Red	7RC EURO2	7RC EURO4
Nominal Size:	86.0mm x 86.0mm	146.0mm x 86.0mm
Aperture:	50 x 50mm	50 x 50mm

Note: Minimum Wall Box depth is dependant on the EuroFix insert fitted, please see the EuroFix section for our complete range of inserts.