



Flo Cycle Stand

Flo can secure three bicycles parked parallel to the rack. The bicycles must alternate directions. If access is limited to one direction, the capacity is reduced to two bicycles. The rack provides two-point contact to prevent the bicycles from tipping over.

Flo's flowing design secures 3 bicycles and accepts a horseshoe style lock.

The bike rack is made of 38mm diameter, 3mm wall stainless steel tubing, with a satin electro polish finish on bare stainless steel. Surface mount plates are 6mm thick stainless steel. Nylon glides cushion the two intermediate loops.

Specification:

Materials:

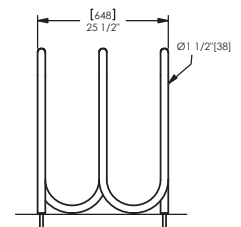
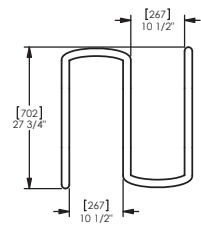
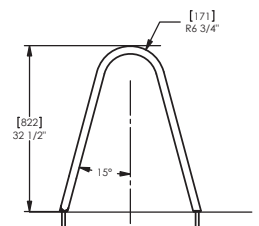
Powder coated steel or stainless steel.

Fixings:

Below ground installation. Surface mounted.

Dimensions

Height: 822mm
Width: 648mm
Depth: 702mm



artform
urban furniture