



# FLAMEBREAK

DOOR  
BLANKS  
TECHNICAL INFORMATION



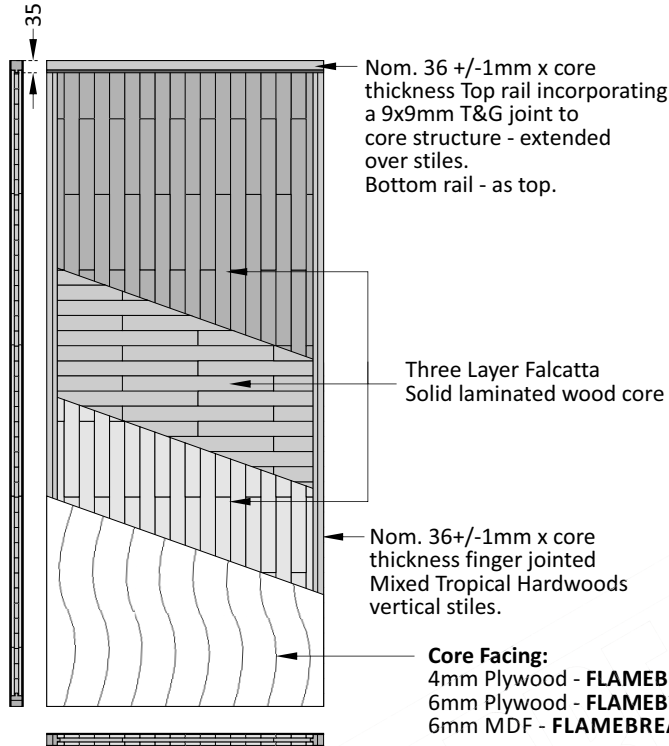
**Available directly from stock at your local James Latham depot**

- ▶ **Manufactured with a special three layer laminated hardwood timber core**
- ▶ **Extensively tested and widely specified**
- ▶ **Lightweight - easy to machine, handle and fix.**
- ▶ **Can be laminated, painted or veneered.**



- ▶ British Standard BS476 (Part 22)
- ▶ PAS24 (2012)
- ▶ DD171 and BS EN 1192 ratings for durability and wear and tear
- ▶ Wide range of FSC® certified blanks in stock
- ▶ Tested to meet the requirements of the BWF Certifire Scheme
- ▶ BMTRADA Q Mark.
- ▶ U-values of 0.9W/m2 K for thermal insulation
- ▶ Sound insulation readings as high as 36dB.
- ▶ Lipped or un-lipped
- ▶ Only 31kg each for a plywood faced 2135 x 915 x 44mm





### FLAMEBREAK™ Door Blanks

Manufacturing tolerances:

- Thickness = + or - 0.5mm
- Height & Width = + or - 2mm
- Squareness = + or - 0.3mm

### 44mm FLAMEBREAK™ Door Cores:

**FLAMEBREAK™ 430**  
44mm Thickness  
4mm Plywood face.  
Paint Grade.

Height mm	Width mm	Pack Qty.
3050	1220	14No.
2032	813	22No.
2745	915	14No.
2440	1220	22No.
2440	915	22No.
2135	1220	22No.
2135	915	22No.
2058	838	22No.
1981	838	22No.
1981	762	22No.

### FLAMEBREAK™ FF630

44mm Thickness  
6mm MDF face.

Height mm	Width mm	Pack Qty.
2440	1220	22No.
2044	915	22No.
2135	915	22No.
2058	838	22No.

**NOTE 1:** FLAMEBREAK™ Door blanks in the following dimensions have scarf jointed faces: 3050x1220mm, & 2745x915mm

**NOTE 2:** 2745 ~ 3050mm high cores supplied without top rail - See page 1.3

### FSC Certified 44mm FLAMEBREAK™ Door Cores:

**NOTE:** FSC Certified door cores are supplied with top rails only as part of the core structure.

These cores must be hardwood lipped for fire door applications.

### FLAMEBREAK™ 430FSC

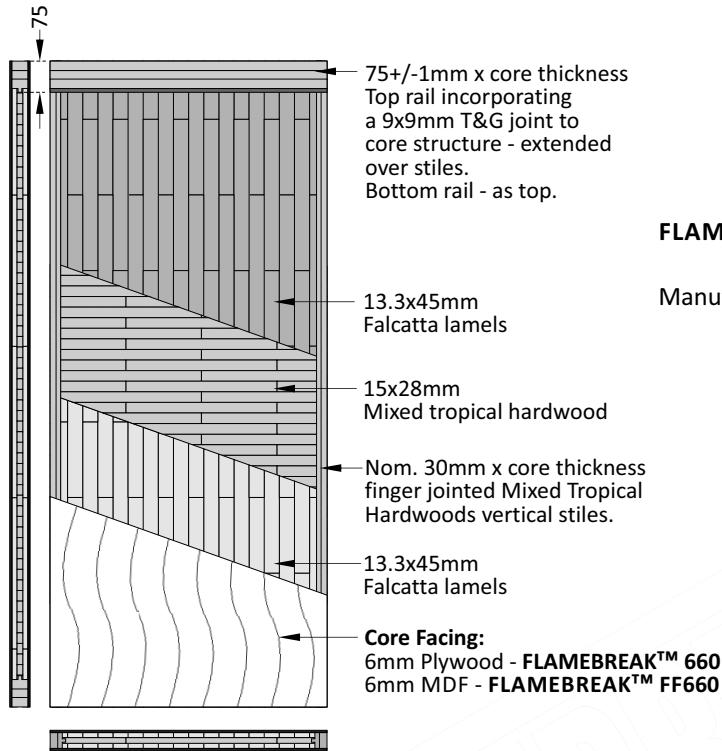
44mm Thickness  
4mm Plywood face.  
Paint Grade.

Height mm	Width mm	Pack Qty.
2440	1220	22No.
2135	915	22No.

### FLAMEBREAK™ FF630FSC

44mm Thickness  
6mm MDF face.

Height mm	Width mm	Pack Qty.
2440	1220	22No.
2135	915	22No.



### FLAMEBREAK 660™

Manufacturing tolerances:

Thickness	= + or - 0.5mm
Height & Width	= + or - 2mm
Squareness	= + or - 0.3mm

### 54mm FLAMEBREAK™ Door Cores:

**FLAMEBREAK™ 660**  
54mm Thickness  
6mm Plywood face.  
Paint Grade.

Height mm	Width mm	Pack Qty.
2440	1220	18No.
2135	915	18No.

**FLAMEBREAK™ FF660**  
54mm Thickness  
6mm MDF face.

Height mm	Width mm	Pack Qty.
2440	1220	18No.
2135	915	18No.

### FSC Certified 54mm FLAMEBREAK™ Door Cores:

*NOTE: FSC Certified door cores are supplied with top rails only as part of the core structure.*

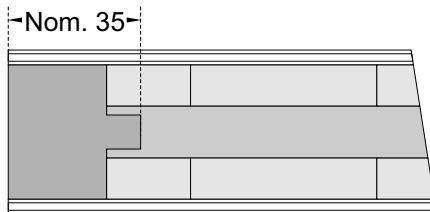
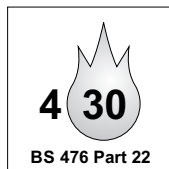
*These cores must be hardwood lipped for fire door applications.*

**FLAMEBREAK™ 660FSC**  
54mm Thickness  
6mm Plywood face.  
Paint Grade.

Height mm	Width mm	Pack Qty.
2440	1220	18No.
2135	915	18No.

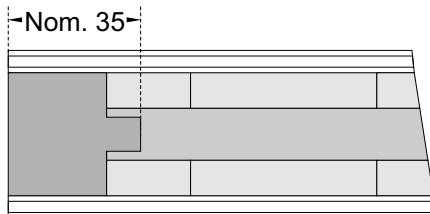
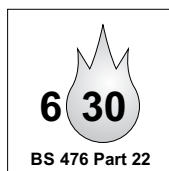
**FLAMEBREAK™ FF660FSC**  
54mm Thickness  
6mm MDF face.

Height mm	Width mm	Pack Qty.
2440	1220	18No.
2135	915	18No.



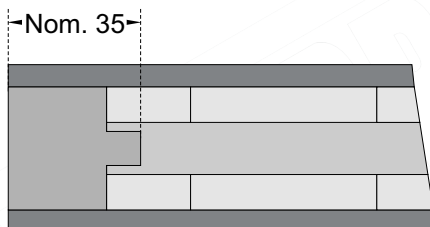

### FLAMEBREAK Type 430

Nom. 44mm fin. thickness. Faced with 4mm long grain plywood.  
 Suitable for external use.  
 Suitable for fire door applications.  
 Suitable for Acoustic door applications.  
 Suitable for PAS24 applications.  
 Suitable for Thermal Insulation applications.  
 Avg. Density:  $370\text{Kgs/m}^3 = \text{approx: } 16.4\text{Kgs/m}^2$



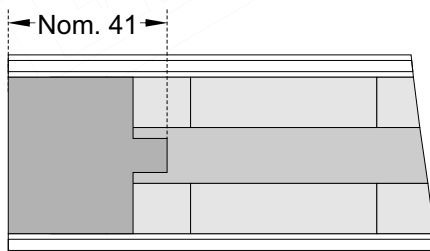

### FLAMEBREAK Type 630

Nom. 45mm fin. thickness. Faced with 6mm long grain plywood.  
 Suitable for external use.  
 Suitable for fire door applications.  
 Suitable for Acoustic door applications.  
 Suitable for PAS24 applications.  
 Suitable for Thermal Insulation applications.  
 Avg. Density:  $380\text{Kgs/m}^3 = \text{approx: } 16.9\text{Kgs/m}^2$



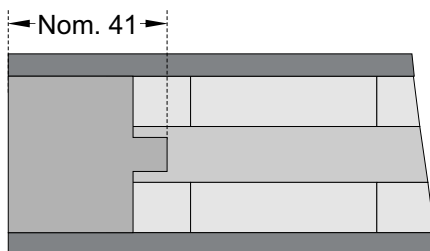

### FLAMEBREAK Type FF630

Nom. 44mm fin. thickness. Faced with 6mm Medium Density Fibreboard.  
 Suitable for internal painted doors and for facing with veneers or other decorative finishes.  
 Suitable for fire door applications.  
 Suitable for Acoustic door applications.  
 Suitable for PAS24 applications.  
 Suitable for Thermal Insulation applications.  
 Avg. Density:  $470\text{Kgs/m}^3 = \text{approx: } 21\text{Kgs/m}^2$



### FLAMEBREAK Type 660

Nom. 54mm fin. thickness. Faced with 6mm long grain plywood.  
 Suitable for internal or external use.  
 Suitable for fire door applications.  
 Suitable for Acoustic door applications.  
 Suitable for PAS24 applications.  
 Suitable for Thermal Insulation applications.  
 Avg. Density:  $380\text{Kgs/m}^3 = \text{approx: } 20.5\text{Kgs/m}^2$



### FLAMEBREAK Type FF660

Nom. 54mm fin. thickness. Faced with 6mm Medium Density Fibreboard.  
 Suitable for internal use.  
 Suitable for fire door applications.  
 Suitable for Acoustic door applications.  
 Suitable for PAS24 applications.  
 Suitable for Thermal Insulation applications.  
 Avg. Density:  $380\text{Kgs/m}^3 = \text{approx: } 20.5\text{Kgs/m}^2$

**NOTE: Core perimeter framing can be in one or more pieces.**



# James Latham Distribution Sites



**1 James Latham Dudley** ●●  
 T: 01384 234444  
 F: 01384 233121  
 E-mail: panels.dudley@lathams.co.uk  
 timber.dudley@lathams.co.uk

**2 James Latham Fareham** ●●  
 T: 01329 854800  
 F: 01329 849585  
 E-mail: panels.fareham@lathams.co.uk  
 timber.fareham@lathams.co.uk

**3 James Latham Gateshead** ●●  
 T: 0191 469 4211  
 F: 0191 469 2615  
 E-mail: panels.gateshead@lathams.co.uk  
 timber.gateshead@lathams.co.uk

**4 James Latham Leeds** ●●  
 T: 0113 387 0830  
 F: 0113 387 0855  
 E-mail: leeds@lathams.co.uk

**4 ATP (Advanced Technical Panels)** ●●  
 T: 0113 387 0850  
 F: 0113 387 0855  
 E-mail: atp@lathams.co.uk

**5 James Latham Scotland** ●●  
 T: 01698 838777  
 F: 01698 831452  
 Email: scotland@lathams.co.uk

**6 James Latham Leicester** ●●  
 T: 0116 288 9161  
 F: 0116 281 3806  
 E-mail: panels.leicester@lathams.co.uk  
 timber.leicester@lathams.co.uk

**7 James Latham Yate** ●●  
 T: 01454 315421  
 F: 01454 323488  
 E-mail: panels.yate@lathams.co.uk  
 timber.yate@lathams.co.uk

**8 James Latham Hemel Hempstead** ●●  
 T: 01442 849000  
 F: 01442 239287  
 E-mail: panels.hemel@lathams.co.uk

**9 James Latham Thurrock** ●●  
 T: 01708 869800  
 F: 01708 860900  
 E-mail: panels.thurrock@lathams.co.uk

**10 James Latham Purfleet** ●●  
 T: 01708 864477  
 F: 01708 862727  
 E-mail: timber.purfleet@lathams.co.uk

**11 James Latham - BDC Showroom**  
 Suite 301, Business Design Centre,  
 52 Upper Street, Islington, N1 0QH  
 T: 020 7288 6417  
 E-mail: BDC@lathams.co.uk

## Distribution Facilities

- Port Of Tilbury
- Port of Liverpool
- Port of Grangemouth

KEY: ● PANEL PRODUCTS ● TIMBER PRODUCTS



Call **0116 257 3415**  
 email **marketing@lathams.co.uk**  
 or visit **www.lathamtimber.co.uk**

