

DESIGN CULTURE CRAFT

landscapeforms®

artform
urban furniture

Table of Contents

- 3** Design Culture Craft
- 9** Collections
- 45** Lighting
- 57** Partners
- 75** Portfolio

About Landscape Forms

For more than 40 years Landscape Forms has been producing site furniture and accessories that help designers and other clients create a sense of place in outdoor environments. We do it through integrated product collections, leading edge technology and great design. We partner with international designers to create exceptional products, we nurture our own people to high achievement, and we operate our business at a standard that has earned customer loyalty and leadership in our industry. Our secret is simple: Design, Culture, Craft drive everything we do.

Visit landscapeforms.com



DESIGN

Design defines who we are. It's in our DNA.



CULTURE

Culture is the shared passion for excellence that inspires us.



CRAFT

Craft is mastery that bridges the divide between technology and art.

Integrated Solutions


Landscape Forms Integrated Solutions are comprehensive collections of products with a shared design vocabulary targeted to meet specific needs in the landscape environment. Our Integrated Solutions address critical challenges: improving image and comfort in the urban transit core; leveraging underutilized urban space; supporting interaction in the public sphere; providing site elements for settings in which traditional and contemporary architecture meet. The Integrated Solutions shown here were created with prominent design partners to respond to the evolving ways public spaces are planned and used, and enhance the quality of experience in outdoor space.

COLLECTIONS



METRO40

Metro40 is the first comprehensive and integrated collection of site elements for the urban streetscape and transit core. Created with world-leading transportation expert BMW Group DesignworksUSA, it includes seven different elements, from shelters and lighting to benches and bollards, individual in function and related in design by their continuously flowing planes and seamless transitions between materials. In scope, form and innovative use of materials, Metro40 is a pioneering collection of urban streetscape and transit elements with sophistication and global appeal for a world on the move.





METRO40



Collect



Connect



Stop



Rest



Ride



Lo-Glo (pathlight)



Hi-Glo (pedestrian light)



Connect



URBAN EDGE

UrbanEdge is a collection of landscape framing and furniture elements designed to make more effective use of underutilized urban space. Created in collaboration with renown Seattle-based landscape architecture practice Gustafson Guthrie Nichol Ltd. Informal, dynamic site elements including bar height rails, stools that swivel, and planters that also serve as seats, work together to define edges, activate corners, create niches and furnish lively outdoor settings that leverage available space and create a sense of place.





URBAN EDGE



Stella



Gus



Jessie



Bernie



Ollie



Sophie



Max



CONCORD

Concord is an integrated collection of site furniture elements created in partnership with Robert A.M. Stern Designs. Reflecting the commitment of the master of the "Modern Traditional" idiom, Concord is rooted in a historic view of the landscape as a place of respite and pleasure while embracing progress and new technologies. Designed to complement settings such as college campuses where traditional "red brick" and contemporary architecture intersect, the collection is informed by the past and contemporary in spirit.



CONCORD



Emerson




Poe




Melville



Hawthorne (pathlight)



Alcott (pedestrian light)



35 COLLECTION

The 35 collection is the first integrated site furniture collection designed specifically to encourage connection and interaction in outdoor spaces. Created in collaboration with frog design, the international multi-disciplinary practice known for design innovation, the collection has a friendly, youthful spirit. 35 integrates forms from architecture and nature and employs new materials in site elements that bring people together to work and play on college and corporate campuses and in public parks.



35 COLLECTION



Chill



Mingle



Mix



Pitch



Shade



Sit



Stay

Terrace Life is premium furniture for select spaces, including terraces, rooftop gardens, patios, and other protected areas, designed to increase the value of outdoor space by the quality of experience it inspires. Created with leading architects, designers and landscape architects, the collection includes beautiful furniture with jewel-like details and finishes, designed to bring people together in style. Terrace Life sets the stage for rich experiences, amplifies the ambience of unique social spaces, and introduces new modern classics.

Olithas Designed by architect/industrial designer Efrain Velez.

Chipman Designed by landscape architect Robert Chipman.

Morrison Designed by architect Lionel Morrison.

TERRACE LIFE













TERRACE LIFE



Chipman Chair



Chipman Armless Chair



Chipman High Table



Chipman Low Table



Olithas



Morrison Bench



Morrison Table



Morrison Stool

**Design
Technology
Ecology**

Landscape Forms is an industry leader in LED lighting with award-winning LED lights that marry world-class design, technology and ecology. Lighting for streetscapes, pathways and other pedestrian applications in a variety of design idioms provide aesthetic as well as functional choices. Developed in collaboration with technical consultants Clanton & Associates, Inc., known for sustainable lighting design, Landscape Forms LED lighting employs advanced technology and optic engineering. Our LED lights are energy efficient, eliminate spill and glare to protect dark skies, provide excellent color rendering, and use warm white light sources that support animal and human health.

LIGHTING

Visit landscapeforms.com





LIGHTING | CANDELA (STREETSCAPE)



RAMA (STREETSCAPE/PEDESTRIAN) | LIGHTING





LIGHTING | HI-GLO (PEDESTRIAN)





LIGHTING



Hawthorne (pathlight)



Lo-Glo (pathlight)



Alcott (pedestrian)



Hi-Glo (pedestrian)



LEO (streetscape/pedestrian)



Rama (streetscape/pedestrian)



Candela (streetscape)



KORNEGAY

Handcrafted concrete containers of unsurpassed design, sophistication, and craftsmanship.



Classic Products


Landscape Forms offers a wide array of site furniture and accessories that help designers, corporate and institutional clients create a sense of place in a variety of outdoor environments and architectural settings. Our leadership in design, engineering and technology is reflected in the lasting design and enduring quality of our products. Designed by prominent architects, landscape architects, interior and industrial designers, the award-winning products in our portfolio are specified around the globe for public and private spaces in which great design, performance and reliability matter.

PORTFOLIO









BENCHES

35 COLLECTION



Mix



Sit



Stay

CONCORD



Melville

CLASSIC



Maggie



Manistee



Palisade



Parallel 42

LANDMARK



Lakeside



Parc Vue



Town Square

TERRACE LIFE



Morrison



Petosky



Plainwell



Plexus



Presidio

METRO40



Rest



Connect Rails

CLASSIC



Arcata



Austin



Redline



Scarborough Weave



Shadowline



Sonoma



Balustrade



Chase Park



Gretchen



Hyde Park




Washington Square



Wellspring

All benches offered in a variety of options. Visit landscapeforms.com for more configurations.





TABLES

TERRACE LIFE



Chipman



Olithas



Morrison



Petosky



Wellspring, Dining



Wellspring, Side

35 COLLECTION



Mingle

URBAN EDGE



Stella



Carousel



Windmark



Catena



Charlie



Gretchen



Manistee



NYNY



Parc Centre







CHAIRS

35 COLLECTION



Chill

TERRACE LIFE



Chipman



Morrison Stool

URBAN EDGE



Bernie



Ollie



Sophie



Catena



Parc Centre



Parc Lounge



Parc Centre Ottoman



Traverse



Verona



Wellspring



Windmark







LITTER, RECYCLING & ASH | WASHINGTON SQUARE



HUMO | LITTER, RECYCLING & ASH

LITTER, RECYCLING & ASH

35 COLLECTION



Pitch

CONCORD



Poe

METRO40



Collect



Austin



Chase Park



Gretchen



Lakeside



Parc Vue



Petosky



Plainwell



Plexus



Presidio



Scarborough



Steely Can



Sort



Select



Washington Square



Wellspring

ASH



Napoleon



Grenadier

Recycling Units: Chase Park, Collect, Petoskey, Poe, Scarborough, Sort, and Select







BOLLARDS & BIKE RACKS



Sentinel



Paladin



Annapolis



METRO40



Ride



CONCORD



Stop



Emerson



Bola

Flo

Pi



Ring





PLANTERS & RAILS



Larkspur



Rosa



Sorella

URBAN EDGE



Gus



Jessie





SHELTERS AND SHADE

35 COLLECTION



Shade



Equinox



Solstice (Altair)



Solstice (Cygnus)



Solstice (Sirius)

METRO40



Connect



Kaleidoscope

URBAN EDGE



Max

Trusted Partner

Choosing a product means choosing the company that makes it. Landscape Forms thoughtfully and intentionally cultivates a culture of design that informs every aspect of our business and is reflected in the beauty, integrity and quality of the elements and experiences we bring to outdoor space. We build strong relationships with our customers and design partners based on our commitment to excellence and accountability. Choosing Landscape Forms site furniture means choosing products from an industry leader you can trust.

Design Partners

BMW Group DesignworksUSA
Escofet®
frog design
Gustafson Guthrie Nichol Ltd
Santa & Cole
Robert A.M. Stern
Robert Chipman

Brian Kane
Larry Komegay
Margaret McCurry
Lionel Morrison
Fredrick Reeder
John Rizzi

Corporate Office

Landscape Forms, Inc.
431 Lawndale Ave.
Kalamazoo, MI 49048
Phone: 800.521.2546
Fax: 269.381.3455
specify@landscapeforms.com

www.landscapeforms.com

landscapeforms®