





BOON EDAM
YOUR ENTRY EXPERTS.

DATA SHEET

WINGLOCK SWING.

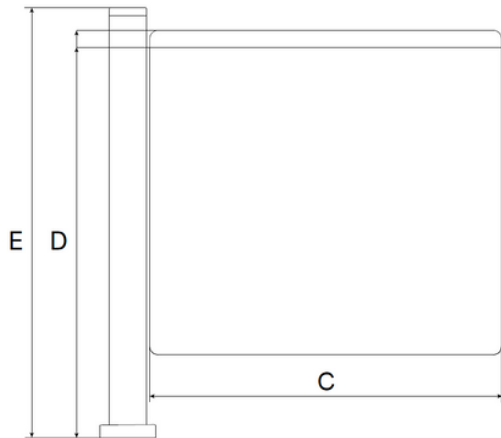
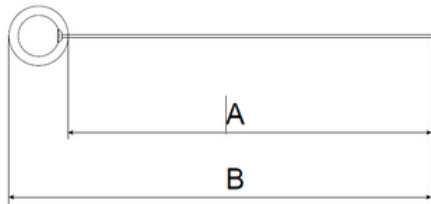
THE INTUITIVE SINGLE-WING ACCESS GATE

DIMENSIONS AND SPECIFICATIONS

A					B	C	D	E
Passage Width (mm)	Capacity / Minute*	# of Door Wings	Disabled Access	Type of Traffic	Overall Width (mm)	Door Wing Width (mm)	Door Wing Height (mm)	Overall Height (mm)
915	30	1			958	845	940"/980	1035

* Depending on access control system, in one direction.

** To match the Speedlane Swing.



ACCESS CONTROL INTEGRATION

All Boon Edam secure entry solutions can easily be integrated with virtually any access control system. Card readers, fingerprint readers or other authorisation systems can be mounted upon an optional secondary pedestal or column that can be placed in the vicinity of the gate itself. This allows for a more fluid entry process.

EMERGENCY EGRESS

The Winglock Swing is fail-safe. In case of emergency, the lock and motor will disengage allowing free passage. If backup power is available it is also possible to ensure the Winglock Swing will automatically open in the exit direction. (Escape route requirements are subject to local regulations).

TECHNICAL SPECIFICATIONS

Power Supply: 200-240 VAC, 50/60 Hz

Power Consumption

Operating: 20W

Stationary: 9W

Ambient Temperature: -20°C to +50°C

Weight: 48 kg

BOONTOUCH

The BoonTouch is a universal control panel that can be used to operate the Speedlane Swing remotely, from a reception area or security desk. It is able to operate any combination of up to six security access solutions. With a user-friendly interface, the BoonTouch allows for the control of individual lanes, multiple lanes and to control an alarm situation.

LEVEL UP OPTIONS

- External control panel for integration with the reception desk
- Card reader mounting options
- Available in Stainless Steel or Black. For other finishes, please contact us



OUR REACH IS GLOBAL.

We have been in business for 150 years, manufacturing premium aesthetic and security entrance solutions in The Netherlands, the United States of America and China. We can confidently say that we cover every corner of the globe with subsidiary companies in major cities across the globe. Furthermore our global export division not only partner with our distributors, but also offer direct sales and service to every territory. This wide net allows us to have a strong global footprint and a personal grasp of local markets and their unique entry requirements.

To find your closest Boon Edam expert, please go to:
www.boonedam.co.uk/contact



Boon Edam Limited
T 01233 505 900
E uk.contact@boonedam.com
I www.boonedam.co.uk

V1-2212


BOON EDAM
YOUR ENTRY EXPERTS.